

	Date:
	Client:
	Project:

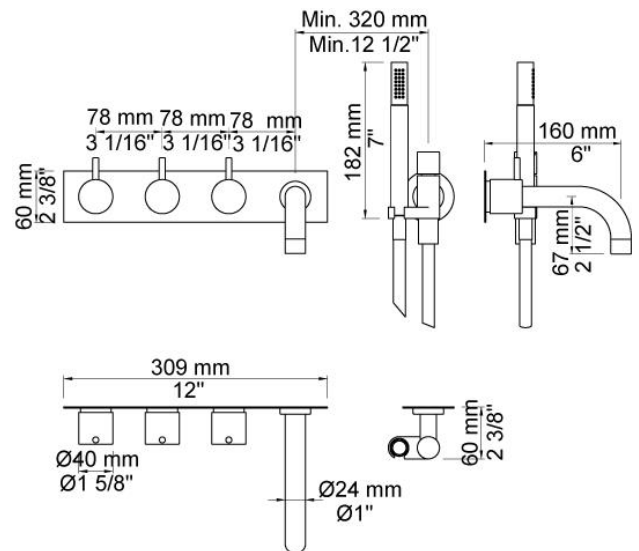


814C-071

Two-handle build-in mixer with ¼ turn ceramic disc technology and diverter. 814C-071UP = Build-in mixer 800N. 814C-071AP = 2 pcs. handle NR17, handle NR19G, 160 mm fixed spout 010C, hand shower and hand shower holder with non-return valve 070, four-hole plate 60 mm x 309 mm 004, 60 mm circular flange 001.

Flow

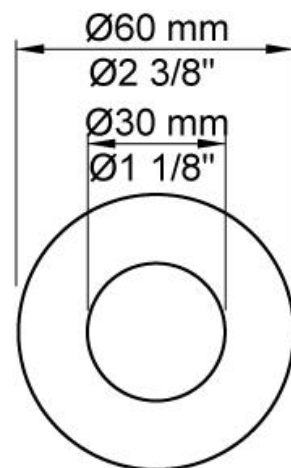
	Bar:	1.0	2.0	3.0	4.0	5.0
010C	(l/min)	12.1	17.1	21.0	24.2	27.1
070	(l/min)	5.2	7.3	9.0	9.0	9.0

**Available in colors**

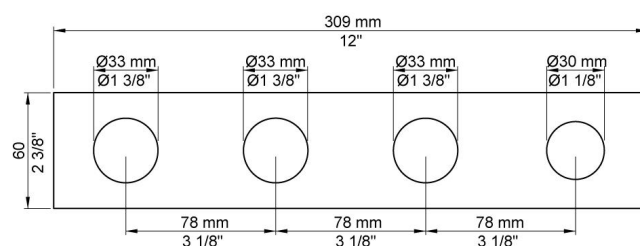
	Color 20, Brushed chrome
Color 02, Grey	Color 21, Carmine red
Color 04, Light blue	Color 25, Pink
Color 05, Orange	Color 27, Matt black
Color 06, Light green	Color 28, Matt white
Color 08, Yellow	Color 40, Brushed stainless steel
Color 09, Dark grey	Color 60, Black
Color 12, Mocca	Color 61, Brushed black
Color 14, Bright red	Color 63, Copper
Color 15, Dark blue	Color 64, Brushed Copper
Color 16, Polished chrome	Color 65, Gold
Color 17, Gloss black	Color 68, Silver
Color 18, White	Color 70, Brushed Gold
Color 19, Natural brass	

**001**

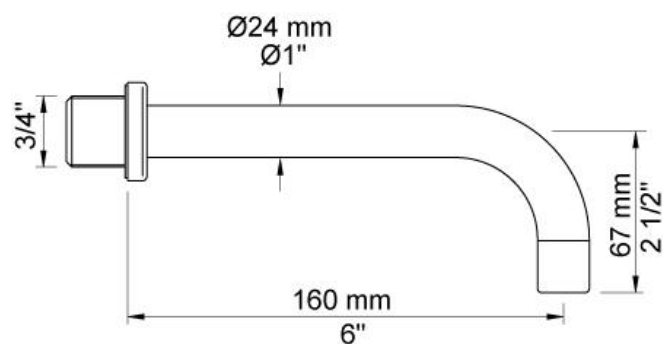
60 mm circular flange. Hole Ø30 mm.

**004**

Four-hole plate, 60 x 309 mm. Holes Ø33 mm, Ø33 mm, Ø33 mm, Ø30 mm.

**010C**

160 mm fixed spout for high flow.





Technical drawing of the 4000 Series 4-Port Valve, showing dimensions in mm and inches.

Top View Dimensions:

- Overall width: 552 mm (21 3/4")
- Port spacing (center-to-center): 78 mm (3 1/16")
- Port diameter: Ø32 mm (Ø1 1/4")
- Port diameter: Ø36 mm (Ø1 3/4")
- Port diameter: Ø43 mm (Ø1 3/4")
- Port diameter: Ø46 mm (Ø1 7/8")
- Port diameter: Ø46 mm (Ø1 7/8")
- Port diameter: Ø46 mm (Ø1 7/8")
- Port diameter: Ø46 mm (Ø1 7/8")

Side View Dimensions:

- Overall height: 130 mm (5 1/16")
- Port height: 95 mm (3 3/4")
- Port diameter: Ø32 mm (Ø1 1/4")
- Port diameter: Ø36 mm (Ø1 3/4")
- Port diameter: Ø43 mm (Ø1 3/4")
- Port diameter: Ø46 mm (Ø1 7/8")
- Port diameter: Ø46 mm (Ø1 7/8")
- Port diameter: Ø46 mm (Ø1 7/8")
- Port diameter: Ø46 mm (Ø1 7/8")

End View Dimensions:

- Overall width: 57 mm (2 1/4")
- Port diameter: Ø32 mm (Ø1 1/4")
- Port diameter: Ø36 mm (Ø1 3/4")
- Port diameter: Ø43 mm (Ø1 3/4")
- Port diameter: Ø46 mm (Ø1 7/8")
- Port diameter: Ø46 mm (Ø1 7/8")
- Port diameter: Ø46 mm (Ø1 7/8")
- Port diameter: Ø46 mm (Ø1 7/8")

Port Connections:

- Port 1: G1/2" NPT 1/2"
- Port 2: G1/2" NPT 1/2"
- Port 3: G3/4" NPT 3/4"
- Port 4: G3/4" NPT 3/4"



Technical drawing of a 1/2 inch NPT plug valve handle. The drawing shows a side view of a circular handle with a vertical stem. Dimensions are given as 38 mm (1 1/2 inch) for the width and 40 mm (1 5/8 inch) for the height.

**NR19G**

Diverter handle for 400 and 800 incl. variants. Ø40 mm. With peg in the same colour as handle(standard).

