


Date:

Client:

Project:

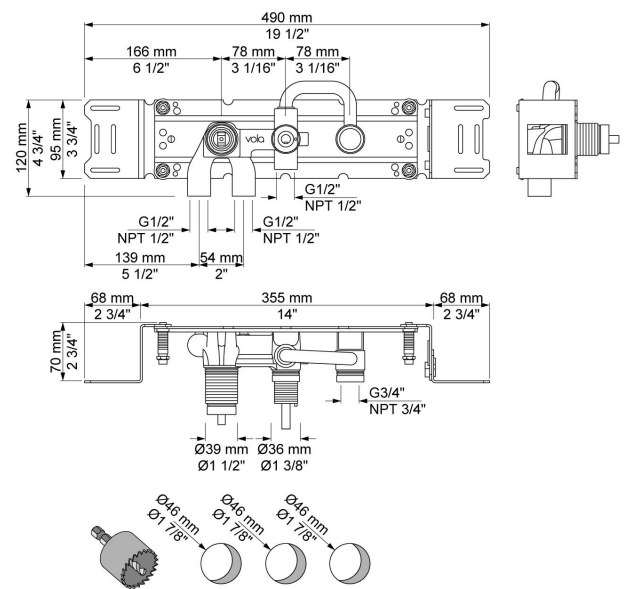


2400T


One-handle build-in mixer with diverter, for bath filling and hand shower, with one fixed outlet socket, and one separate outlet socket, 200M. ½" connection to copper, steel, iron or pex pipe work.

Flow

	Bar:	1.0	2.0	3.0	4.0	5.0
2400T	(l/min)	12.7	18.0	22.0	25.4	28.4



Available in colors

**200M**

Separate outlet socket.

½" connection to copper, steel, iron or pex pipe work.

