

	Date:
	Client:
	Project:



**2171S-T65**

One-handle build-in mixer with hand shower and rail.

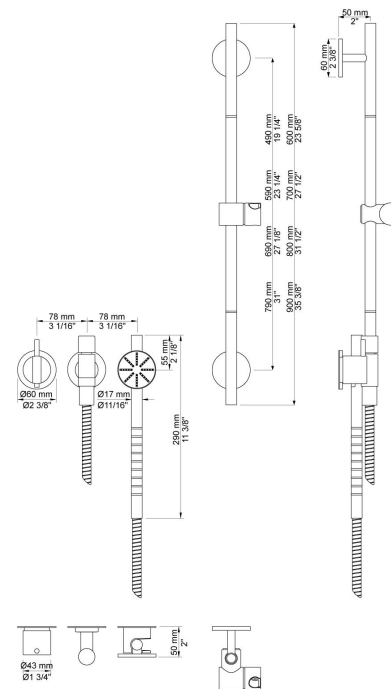
2171ST65UP = Mixer 2100.

2171ST65AP = Handle NR21, hand shower and hand shower holder with non-return valve 070S, hose 1500 mm, 60 mm circular flanges 001, 001G, 2001 and shower rail with hand shower T65.


**Flow**

	Bar:	1.0	2.0	3.0	4.0	5.0
2171S-T65 <sup>1)</sup>	(l/min)	6.9	9.8	12.0	13.9	15.5


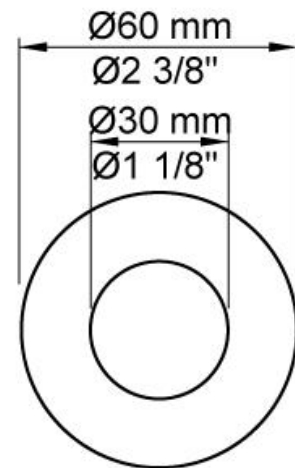
<sup>1)</sup> USA: Flow restricted to 2 gpm (7.6 l/min)

**Available in colors**

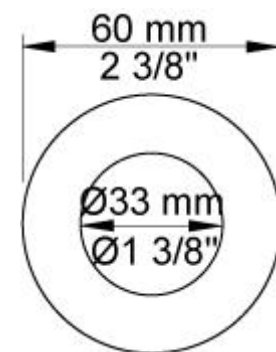
	Color 20, Brushed chrome
Color 02, Grey	Color 21, Carmine red
Color 04, Light blue	Color 25, Pink
Color 05, Orange	Color 27, Matt black
Color 06, Light green	Color 28, Matt white
Color 08, Yellow	Color 40, Brushed stainless steel
Color 09, Dark grey	Color 60, Black
Color 12, Mocca	Color 61, Brushed black
Color 14, Bright red	Color 63, Copper
Color 15, Dark blue	Color 64, Brushed Copper
Color 16, Polished chrome	Color 65, Gold
Color 17, Gloss black	Color 68, Silver
Color 18, White	Color 70, Brushed Gold
Color 19, Natural brass	

**001**

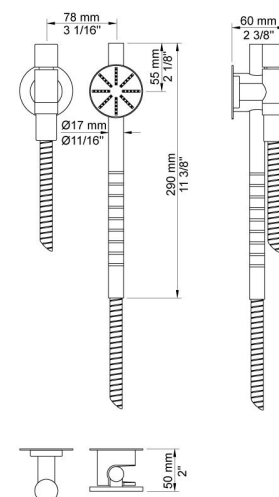
60 mm circular flange. Hole Ø30 mm.


**001G**

60 mm circular flange. Hole Ø33 mm.


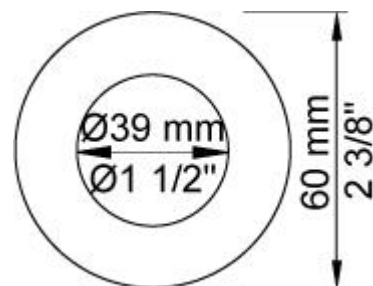
**070S**

Hand shower, hand shower holder and hose with non-return valve.

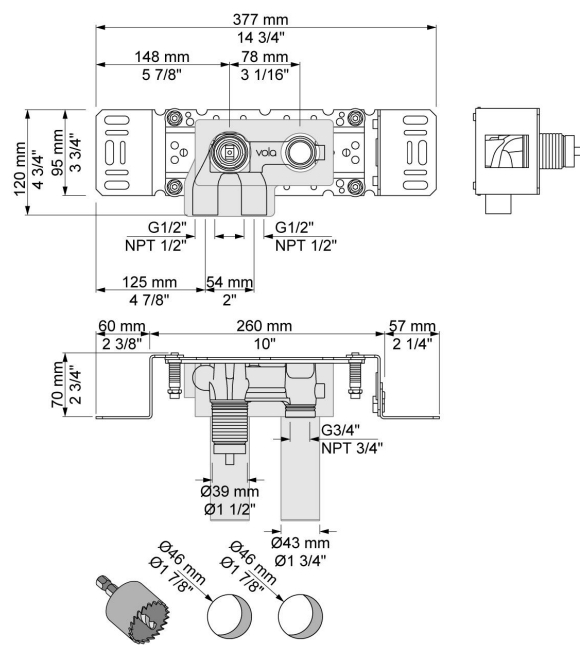


**2001**

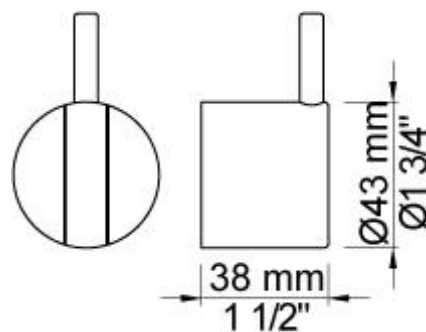
60 mm circular flange. Hole Ø39 mm.

**2100**

One-handle build-in mixer for high flow, with fixed outlet socket. ½" connection to copper, steel, iron or pex pipe work.

**NR21**

Operating handle for 2100, 2200, 2300, 2400 incl. variants. Ø43 mm.





**T65**  
Shower rail (Standard length 700 mm) with hand shower and hose T60.

