VOLA 100, 100X, 200, 200V, 300
VOLA 400DV, 400, 400V, 400N, 400NV, 400T
VOLA 400TV, 400F, 400FV, 400R, 400RV
VOLA 2100, 2100X, 2200, 2200V, 2300, 2400
VOLA 2400V, 2400N, 2400NV, 2400T, 2400TV
VOLA 2400F, 2400FV, 2400R, 2400RV

Fitting instruction | Monteringsvägledning
Montageanleitung | Montage hanleiding
Monteringsvejledning | Manuel de montage

GODKENDT TIL DRIKKEVAND

04/00029
04/00031
04/00055

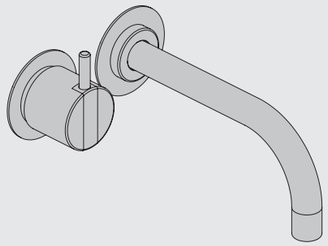

www.vola.com

100-2100_V3_40998502
09-01-2024

5 705230 286211

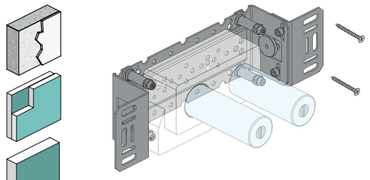

VR968: To be ordered separately.
Werden separat bestellt.
Bestilles separat.
Beställs separat.
Apart te bestellen.
À commander séparément.

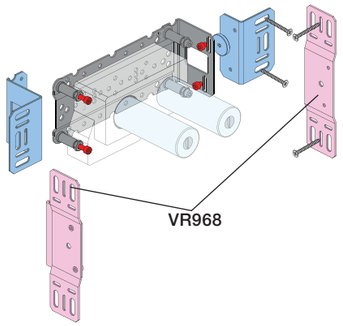

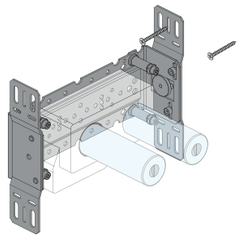

A

Data, 3 Bar/43.5 Psi:

	l/min.	Gal/min.
100:	18,3	4.8
400V:	15,6	4.1
2100:	25,2	6.7
2400V:	22,2	5.9

Max. 65°C, 150°F

Max.: 10 Bar/145 psi

B

Check the local legislation.
Bitte die örtlichen Vorschriften überprüfen.
Tjek de lokale regler.
Kontrollera den lokala lagstiftning.
Verifieer de lokale regelgeving.
Vérifiez la législation locale.



C

DE:
Bitte separat beiliegende Anleitung für die Schalldämpfer VR1249 beachten

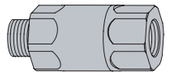

DE:
Bitte separat beiliegende Anleitung für die Schallentkopplung VR972 beachten

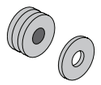

D

Box till inbyggnadsblandare.
Boks til indbygningsblander.
Laatikko seinäasenteiselle sekoittajalle.

Ingår inte i leveransen, köps separat.
Ikke inkludert, kjøpes separat.
Eivät sisälly tilaukseen, ostettava erikseen.

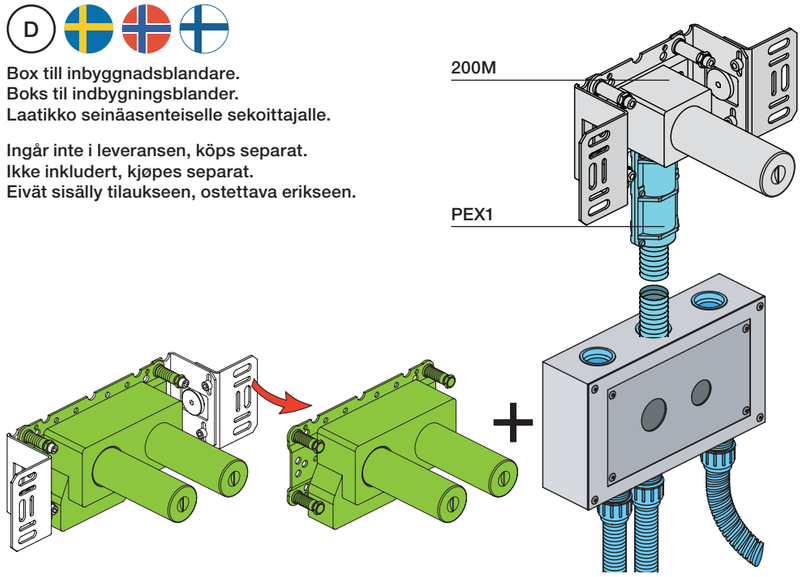

vola.com	L	L1	L2	H	H1	D
100, 100X, 200V, 300, 400V, 400DV 2100, 2100X, 2200V, 2300, 2400V	377 mm 14 3/4"	260 mm 10"	268 mm 10 1/2"	95 mm 3 3/4"	186 mm 7 3/8"	70 mm 2 3/4"
400NV, 400TV 2400NV, 2400TV	475 mm 18 3/4"	355 mm 14"	367 mm 14 1/2"			
400FV, 400RV 2400FV, 2400RV	552 mm 21 3/4"	435 mm 17"	447 mm 17 5/8"			

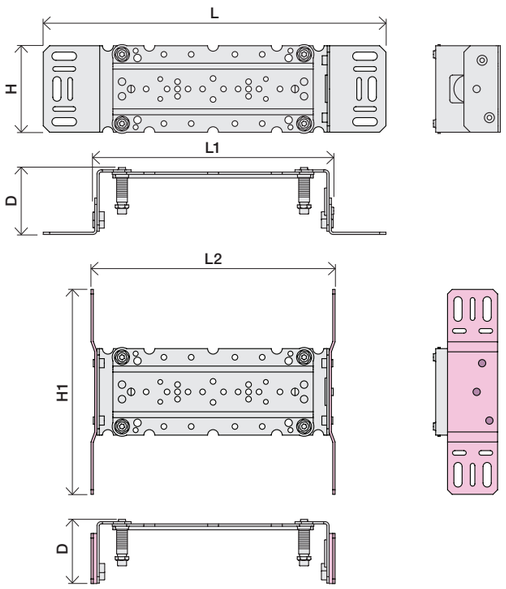

Extension
Verlängerung
Forlængerdele
Förlängning
Aanpassing
Modification

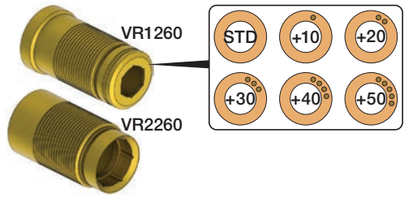

T Min. 3 mm
Max 65 mm

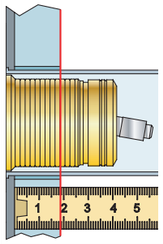

Y Min. 48 mm
Max. 110 mm

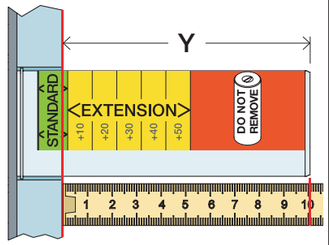

T	Y	VR1260/2260/1400/2019
3 - 15 mm	110 - 98 mm	Std.
15 - 25 mm	98 - 88 mm	+10
25 - 35 mm	88 - 78 mm	+20
35 - 45 mm	78 - 68 mm	+30
45 - 55 mm	68 - 58 mm	+40
55 - 65 mm	58 - 48 mm	+50

Extension, retrofit
Verlängerung, nachträglicher Einbau
Forlængerdele, eftermontering
Förlängning, eftermontering
Aanpassing na montage
Modification aprés installation

X 52 - 0 mm

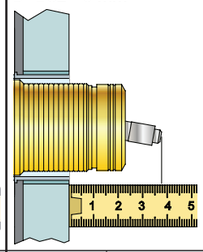

X -15 - 0 mm

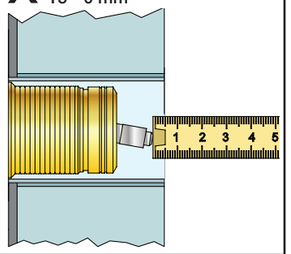

	X	VR1260 + VR1400 + VR2019
	40 - 52 mm	Std.
	30 - 40 mm	+10
	20 - 30 mm	+20
	10 - 20 mm	+30
	0 - 10 mm	+40
	-10 - 0 mm	+50

	X	VR2260 + VR1400 + VR2019
	35 - 47 mm	Std.
	25 - 35 mm	+10
	15 - 25 mm	+20
	5 - 15 mm	+30
	-5 - 5 mm	+40
	-15 - -5 mm	+50

Fitting of extension
Montage von verlängerung
Montering af forlængerdele

Montering av förlängning
Montage van de verlengstukken
Montage des rallonges

VR1260+

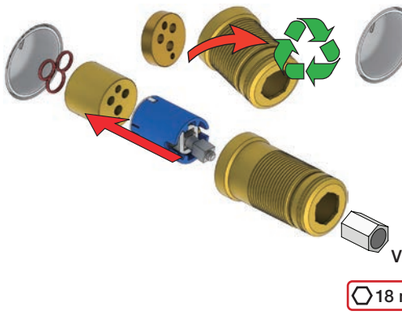

VR2260+

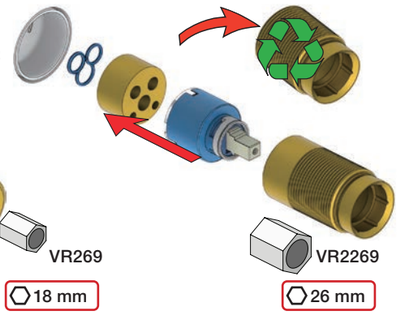

VR2019+, VR2119+

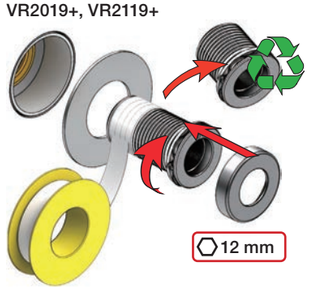

VR1400+

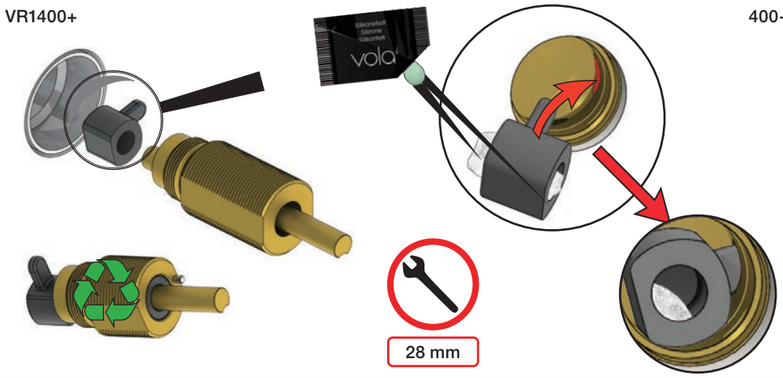

400-2400

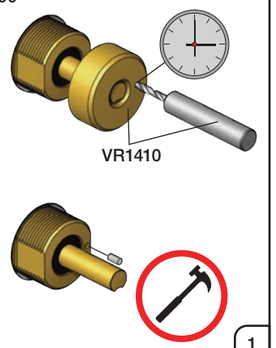

VOLA A/S • Lunavej 2 • DK-8700 Horsens • Tel. +45 7023 5500 • sales@vola.dk • www.vola.com

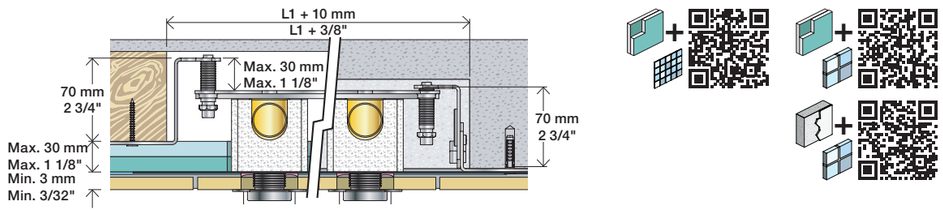

2x13 mm

Lightweight wall
Leichtwand
Let væg

Lätta konstruktion
Holle wandconstructie
Construction légère

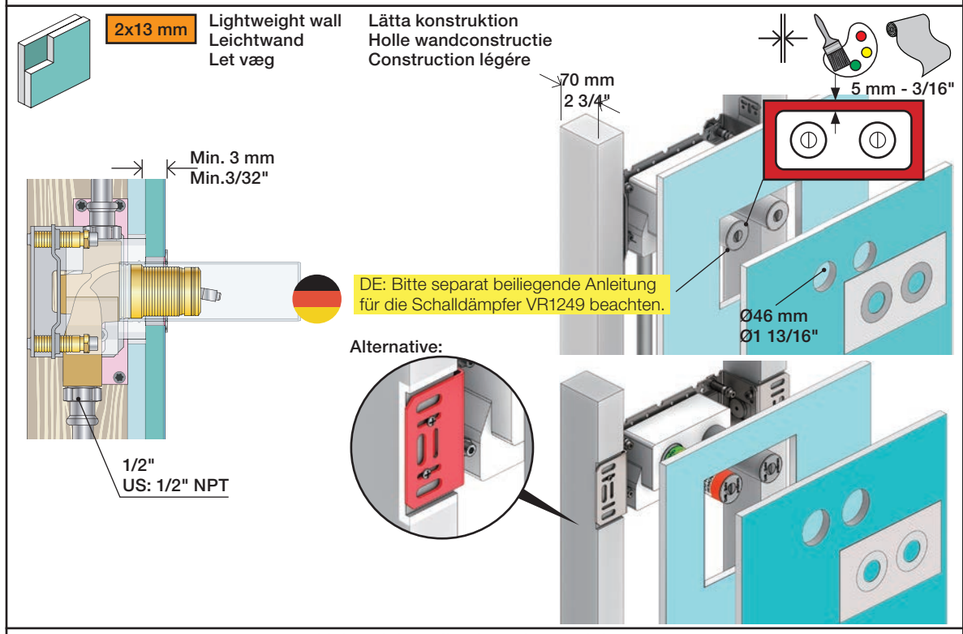

1x15 mm
1x18 mm
1x20 mm

2x13 mm

Lightweight wall
Leichtwand
Let væg

Lätta konstruktion
Holle wandconstructie
Construction légère

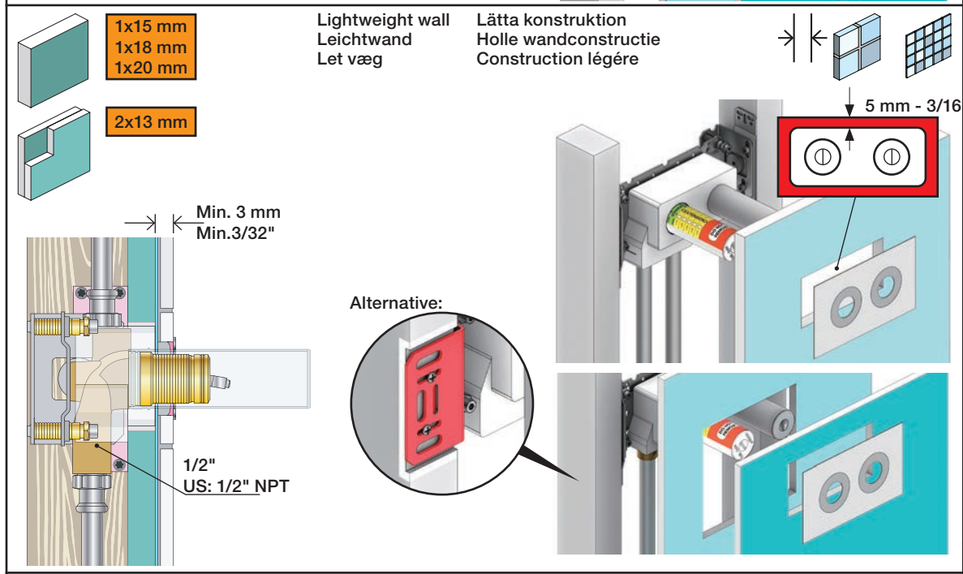

Masonry
Mauerwerk
Murværk

Murverk
Massieve wand
Mur Plein

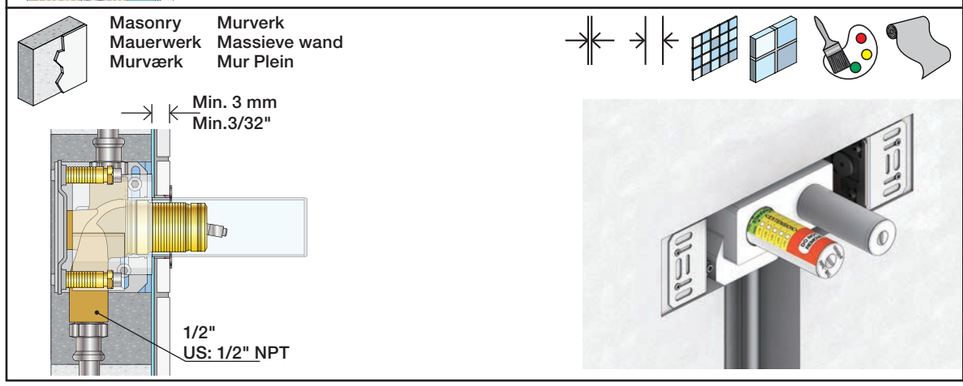

1

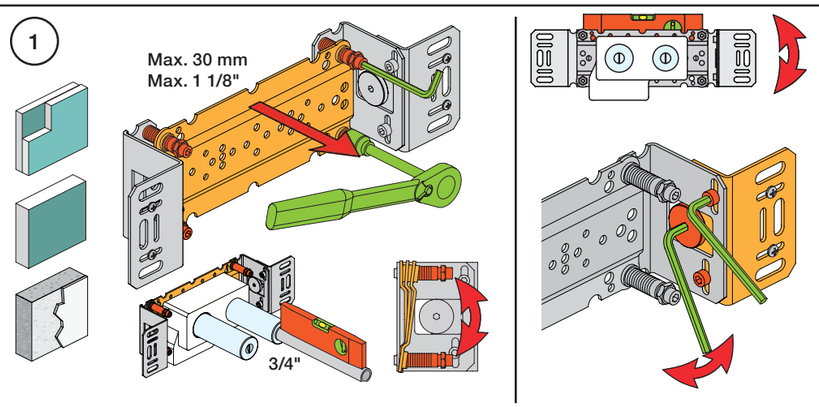

2

Test Pressure
Prüfdruck
testtryk
Test tryck
Test druk
test de pression

Check the local legislation.
Bitte die örtlichen Vorschriften überprüfen.
Tjek de lokale regler.
Kontrollera den lokala lagstiftning.
Verifieer de lokale regelgeving.
Vérifiez la législation locale.

BAR
PSI

! Water - Wasser - Vand - Vatten - Water - L´eau

! MAX 1 Minute - Minut - Minuut !

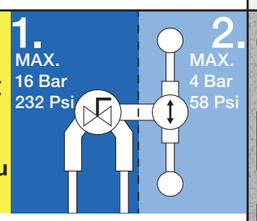

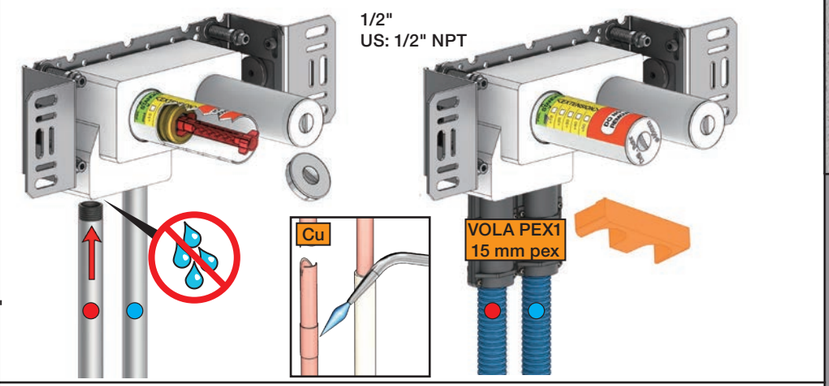

3

Flush installation
Installation Spülen
Skyl installation
Skölj installation
Kraan doorspoelen
Rincer l'installation

VR969

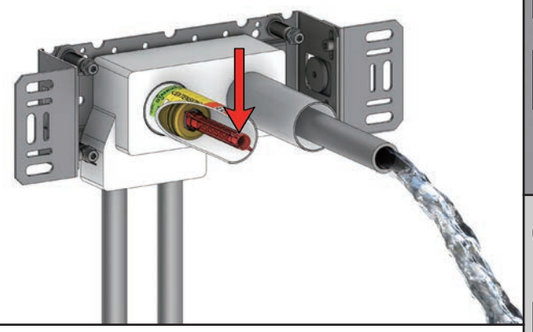

4G

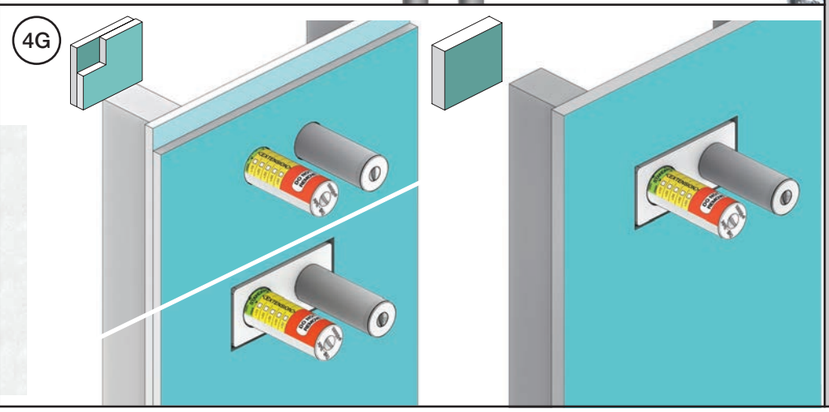

4M

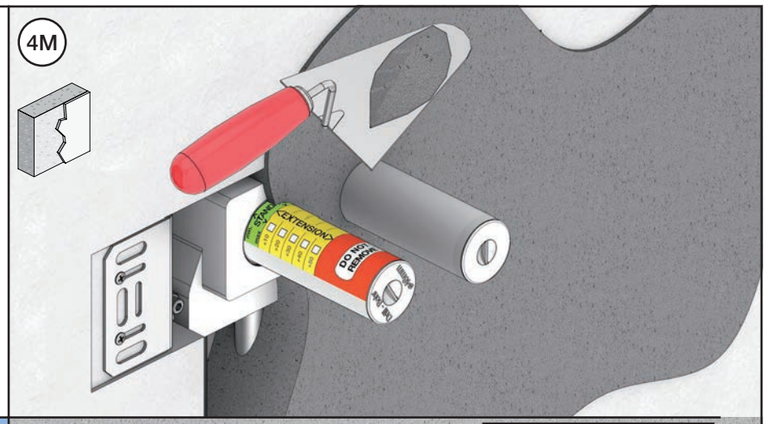

5

Without membrane
Ohne Membran
Uden membran

Zonder membran
Sans Membrane imperm
Uten membran

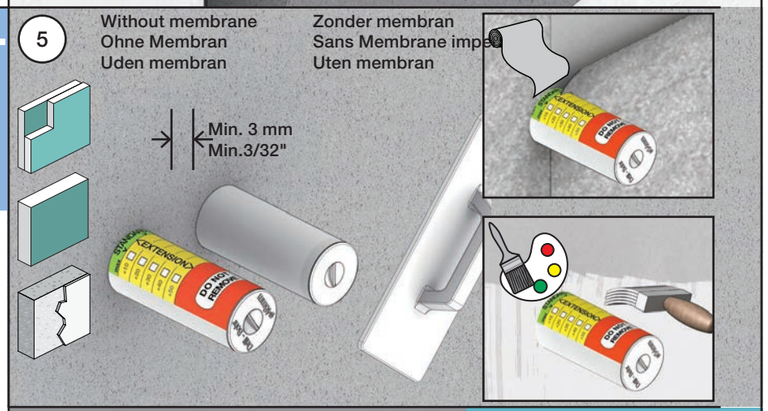

6

Waterproof membrane
Wasserdichte Membran
Vandtæt membran

Vattentät membran
Waterdicht membran
Membrane imperable

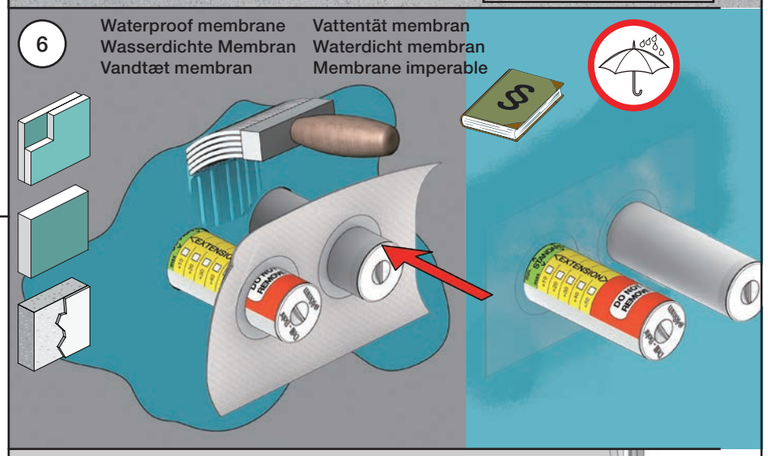

7

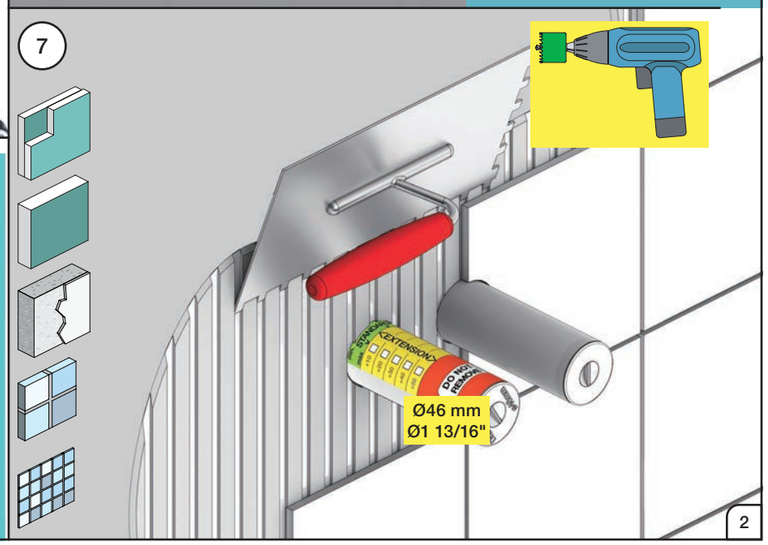

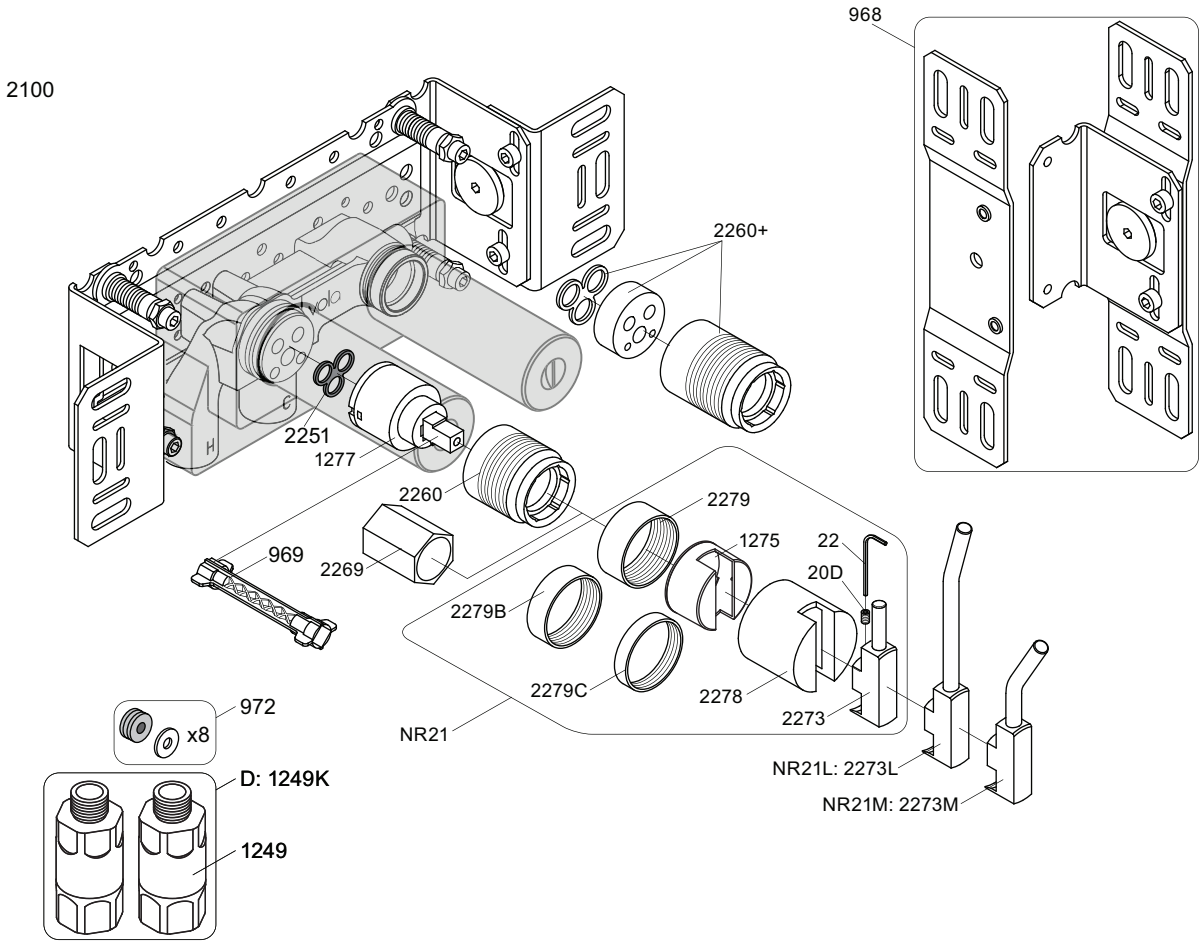

NR21: VR20D, VR22, VR1275, VR2269, VR2273, VR2278, VR2279, VR2279B, VR2279C
VR1277K: VR22, VR1277, VR2269

2100	2100X	2200V	2300
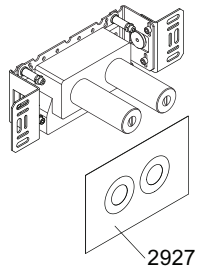	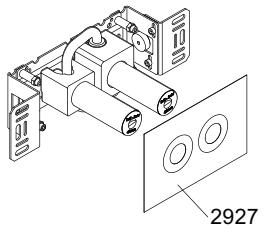	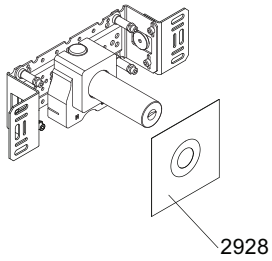	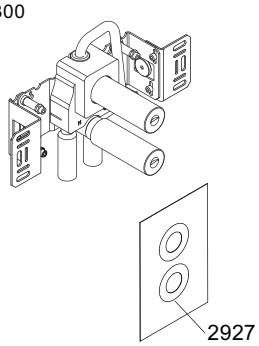
2002 2003KB 2003B		-	2002
2001, 001	2001, 001	2001	2001, 001

vola
Lunavej 2
DK-8700 Horsens
Tlf : + 45 7023 5500
sales@vola.com
www.vola.com

VOLA 2100
2100X, 2200V, 2300

Date
May. 22

Rev.
4

Sheet
SB 10.7