VOLA HV1E
VOLA RB1E

Fitting instruction
Montageanleitung
Monteringsvejledning
Monteringsvägledning
Montage hanleiding
Manuel de montage

CE

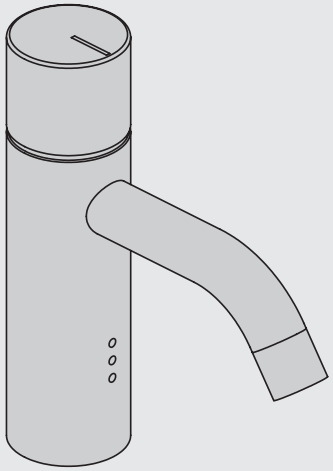

www.vola.com

vola

HV1E/RB1E V8_40999861
01-01-2023

5 703182 372631

HV1E/RB1E	L	H	h
Std.	114 mm 4 1/2"	150 mm 6"	56 mm 2 1/4"
/150	150 mm 6"	150 mm 6"	56 mm 2 1/4"
+170	114 mm 4 1/2"	320 mm 12 5/8"	227 mm 9"
+170/150	150 mm 6"	320 mm 12 5/8"	227 mm 9"

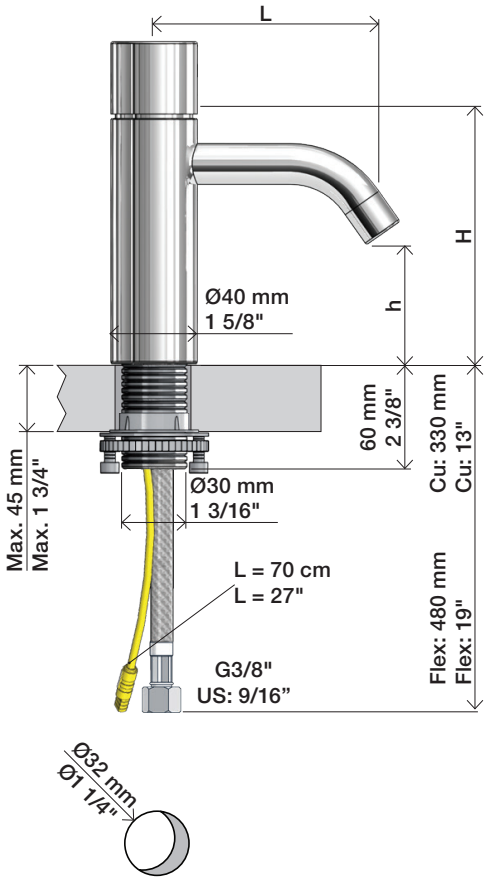

Data, 3 Bar:

Max.	l/min.	Gal/min.
HV1E:	5,0	1.3
RB1E	5,0	1.3

Max. 70°C, 158°F

1

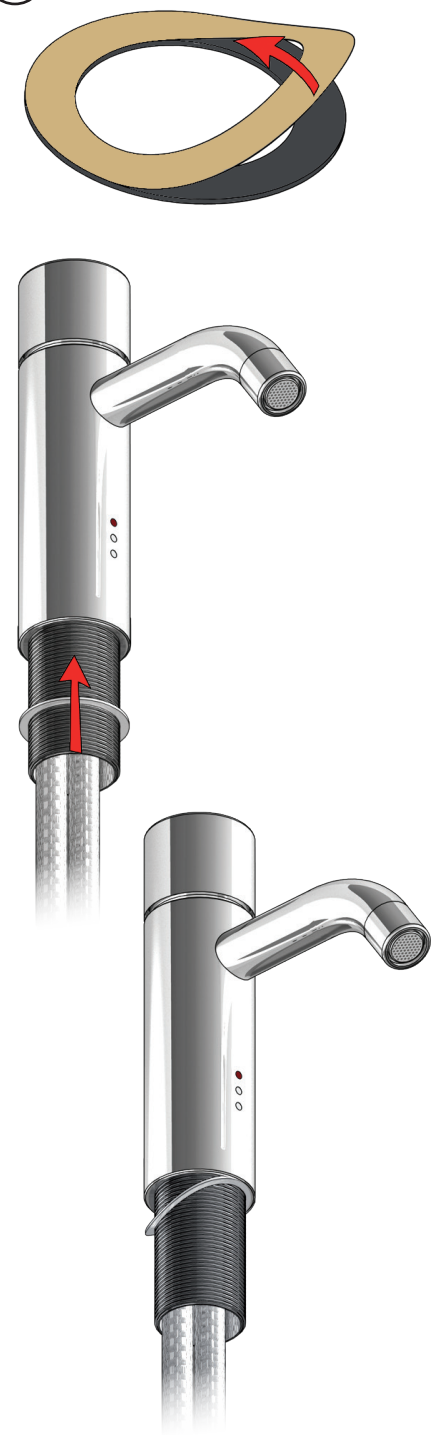

2

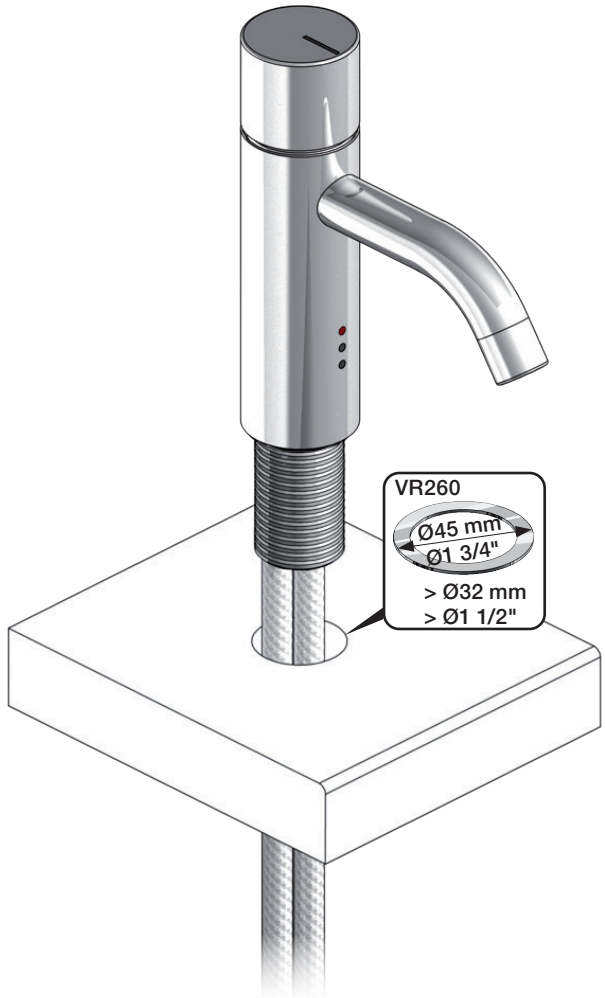

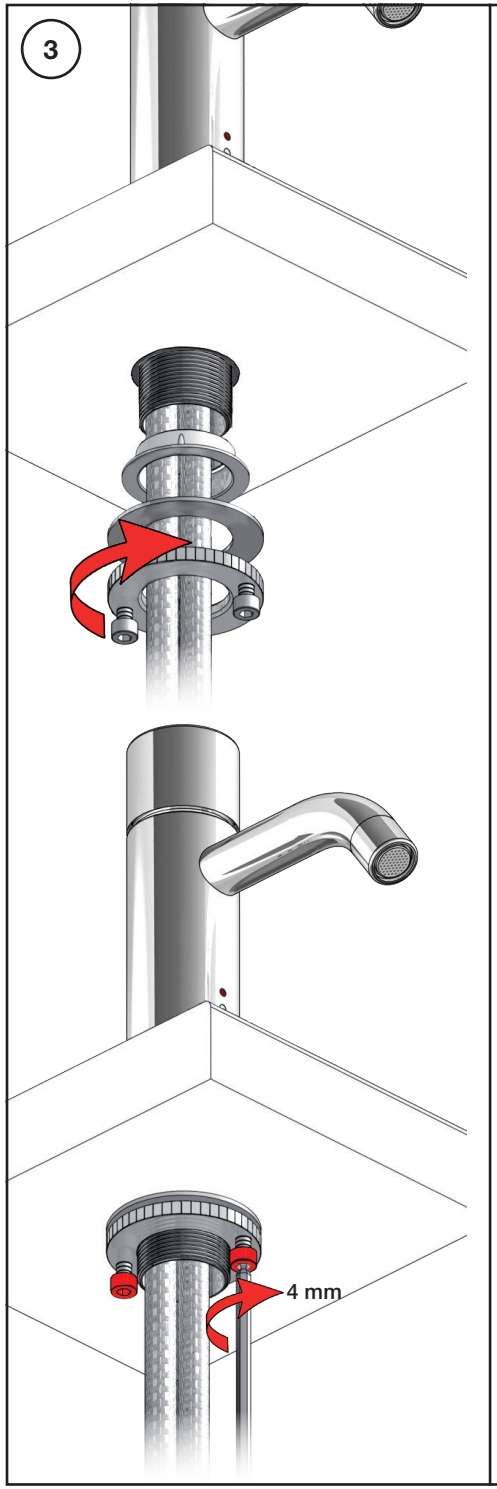

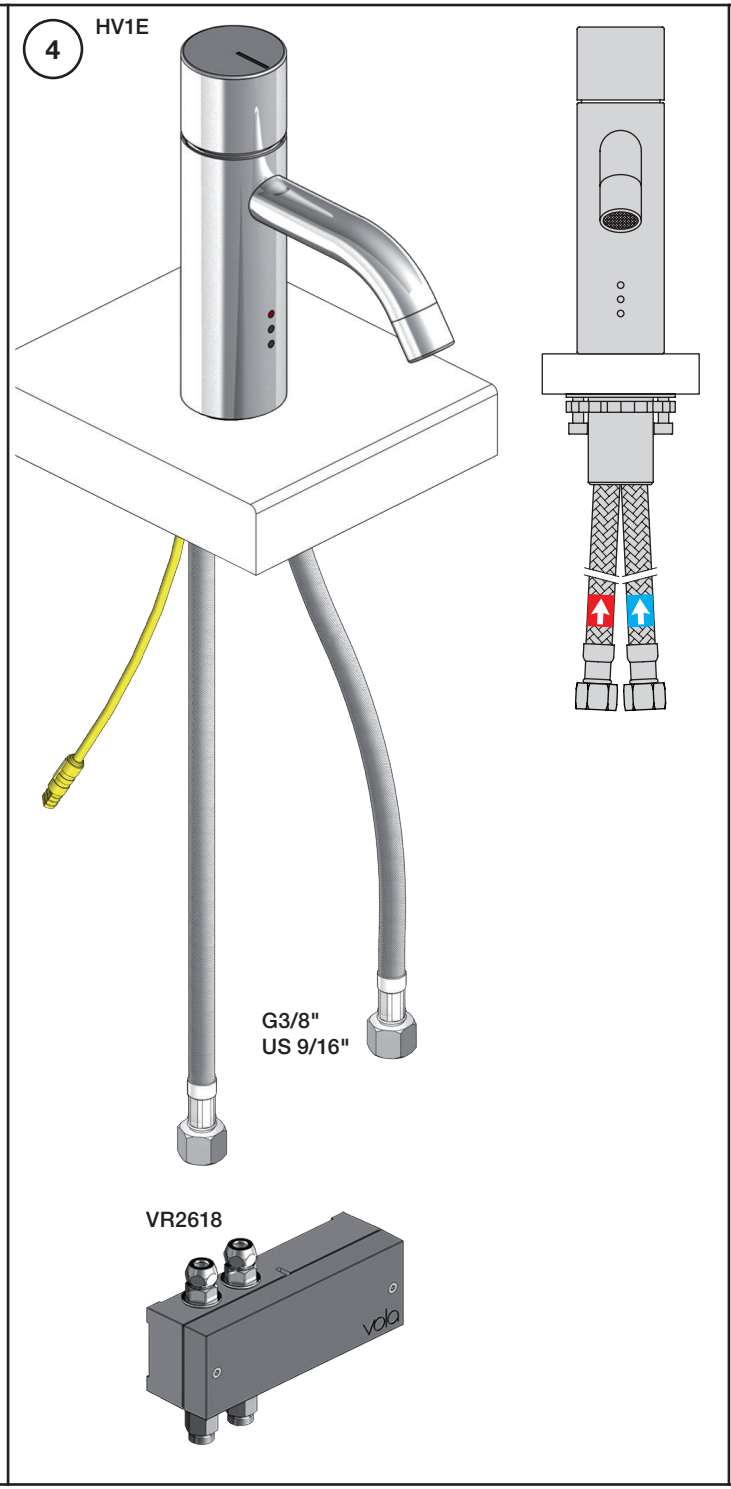

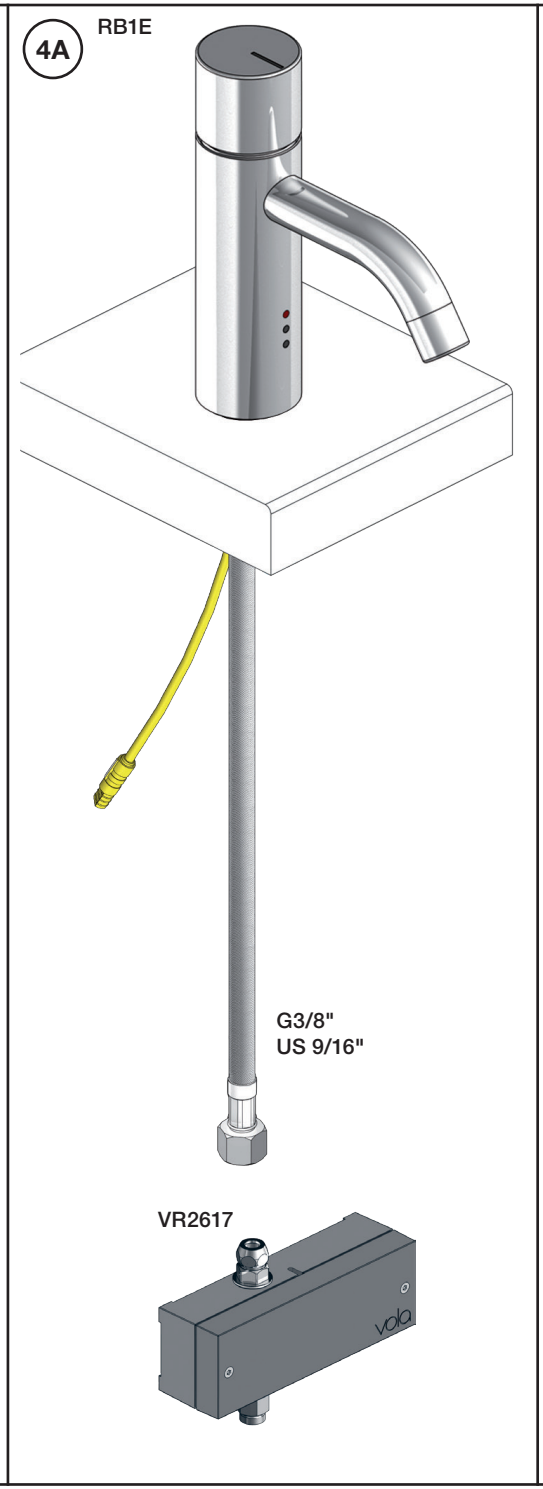

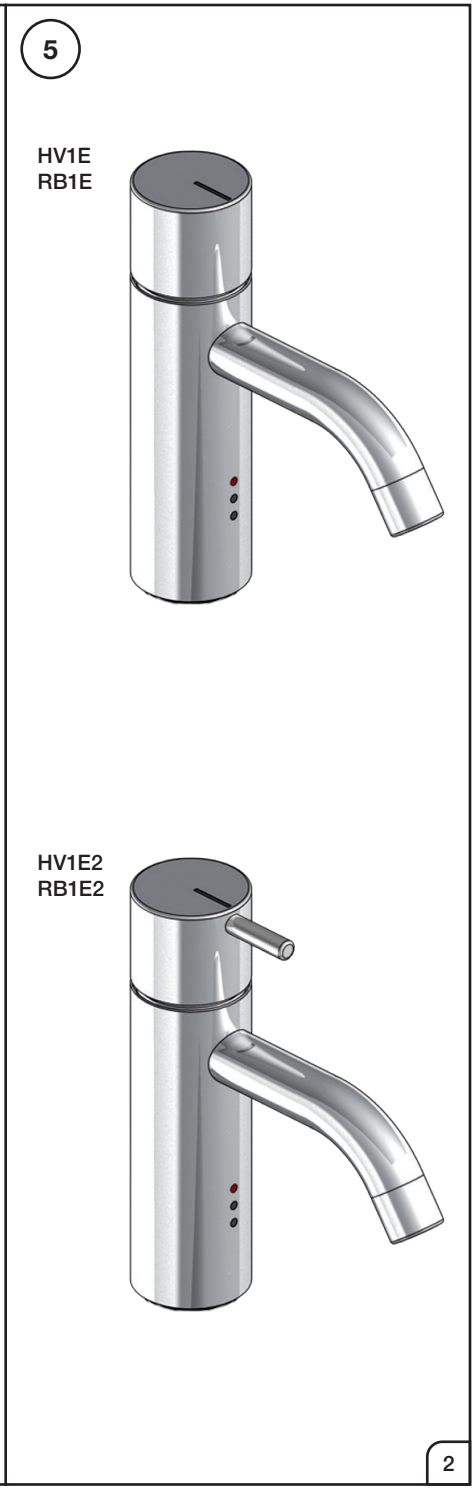

VOLA A/S • Lunavej 2 • DK-8700 Horsens • Tel. +45 7023 5500 • Fax +45 7023 5511 • sales@vola.dk • www.vola.com

VOLA Electronic

Elektronikboks
Valve box
Ventil Kasten
Ventilbox
Ventiel doos
Boite étanche avec vanne

CE

EU EMC directive
2004/108/EU
IPX4

VR2618

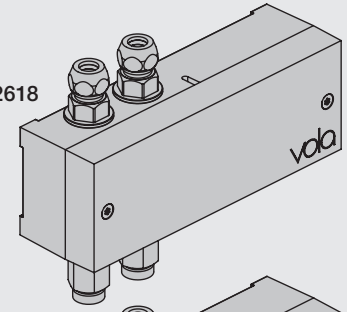

VR2617

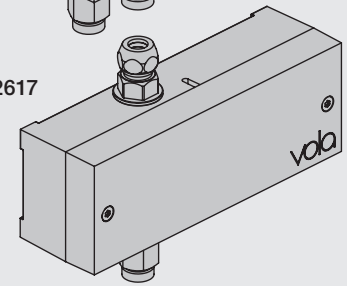

www.vola.com

vola

mnt_Elektronikbox_V10_40999840
17-03-2022

© VOLA A/S

5 703182 372617

Settings: Setting: Afstelling:
Einstellung: Justering: Réglage:

	Sec.	1	2	3	4
DEFAULT SETTING:		ON	ON	ON	ON
ON / OFF (1 2 3 4)	0	ON	ON	ON	
	3	ON	OFF	ON	
	5	ON	OFF	OFF	
	8	OFF	ON	ON	
	10	OFF	ON	OFF	
	15	OFF	OFF	ON	
	20	OFF	OFF	OFF	
SPECIAL: Long spout / Lange Auslauf / Langt udløb / Långt utlopp / Lange uitloop / Long bec	*0	ON	ON	OFF	

ON = 20 sec.
- hygienic rinse every 24h.
- hygienische spülung jede 24 stunde.
- hygiejneskyl 24t efter sidste brug.
- hygienisk skölja varje 24 timmar.
- hygiënisch spoelen iedere 24 uur.
- Rinçage hygiénique chaque 24h.

24h

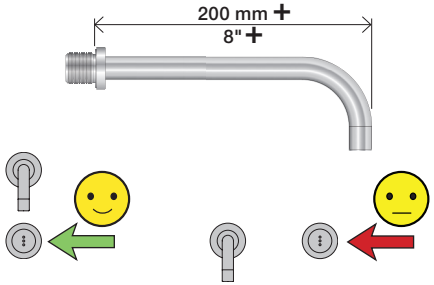

installation requirements: Krav til installation: Installatie Vereisten:
Installationsanforderungen: Installationskrav: Exigences d'installation:

Sunlight or light from halogen lamps can shorten the signal range.

Sonnenlicht oder Licht von Halogenlampen können das Signal verkurzen.

Skarpt sollys eller halogenlys, kan forkorte rækkevidden.

Starkt solljus eller halogenbelysning kan förkorta signalen/känsligheten.

Directe lichtinval van de zon of van halogeen lampen kan het signaal verkorten.

La lumière du soleil ou des lampes à halogène peut perturber le fonctionnement du détecteur.

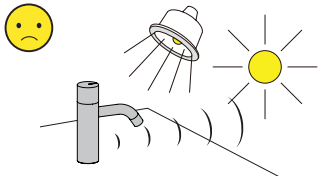

No mirroring surfaces opposite the sensor.
Keine spiegelnden Flächen vor dem Sensor.
Ingen reflekterende overflader modsat sensoren.
Inga speglande ytor motsatta sensorn.
Geen spiegelen oppervlakken tegenover de sensor.
Pas de surfaces réfléchissantes opposées du capteur.

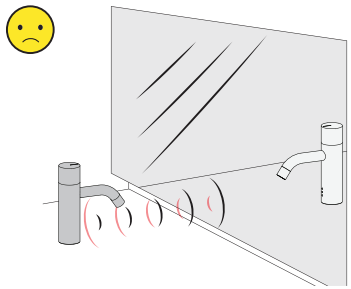

Adapter/ Adapteur VR2624 & VR2636

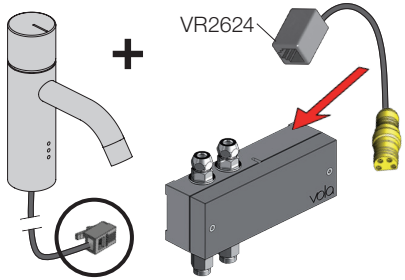

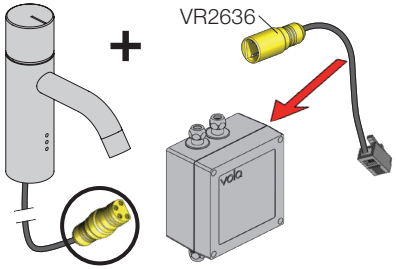

F

DC Power supply / DC Stromversorgung

VR2622: ROW & GB — 110 - 230V~/50-60Hz
VR2626: EU — 9V⎓/300 mA
VR2623, IPX5: — 100 - 240V~/50-60Hz/130mA, 9V⎓/660 mA

VR2622/VR2626:

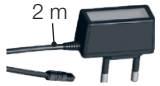

VR2623, IP64:

DC strømforsyning / DC Nätaggregat / DC voeding / Alimentation électrique

VR2622-VR2623-VR2626
VR2624-VR2636:
To be ordered separately
Separat bestellen
Bestilles særskilt
Beställas separat
Apart te bestellen
À commander séparément

Battery operation / Batteriebetrieb / Batteridrift / Batteridrift / Batterij bedrijf / Fonctionnement sur batterie

2 x 1.5V AA - FR6 - FR6

Batteries **MUST** be removed if operated by Power supply.
Batterien **MÜSSEN** bei Stromversorgung entfernt werden.
Batterierne **SKAL** fjernes ved brug af strømforsyning.
Batterier **SKAL** tas bort om der används nätaggregat.
Batterijen **MOETEN** worden verwijderd als ze op netvoeding werken.
Les piles **DOIVENT** être impérativement retirées si on utilise l'alimentation électrique.

VR2618

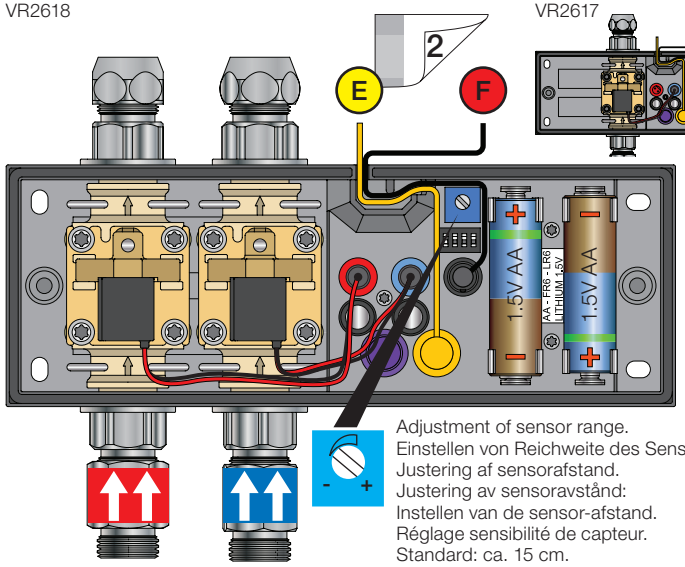

VR2617

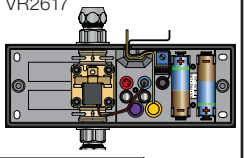

Adjustment of sensor range.
Einstellen von Reichweite des Sensors.
Justering af sensorafstand.
Justering av sensoravstånd:
Instellen van de sensor-afstand.
Réglage sensibilité de capteur.
Standard: ca. 15 cm.

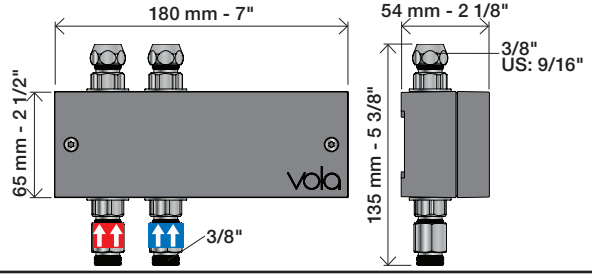

Installation examples
Installationsbeispiele

Installationseksempler
Installationsexemplar

Installatie voorbeelden
l'installation des exemples

Fig. 1

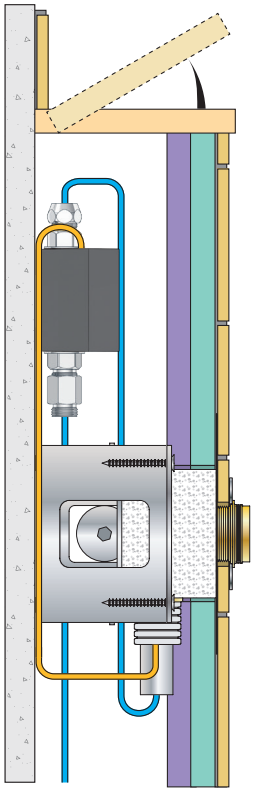

Fig. 2

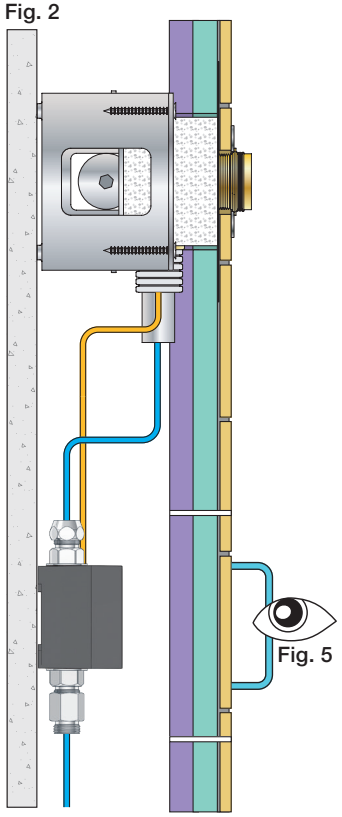

Fig. 3

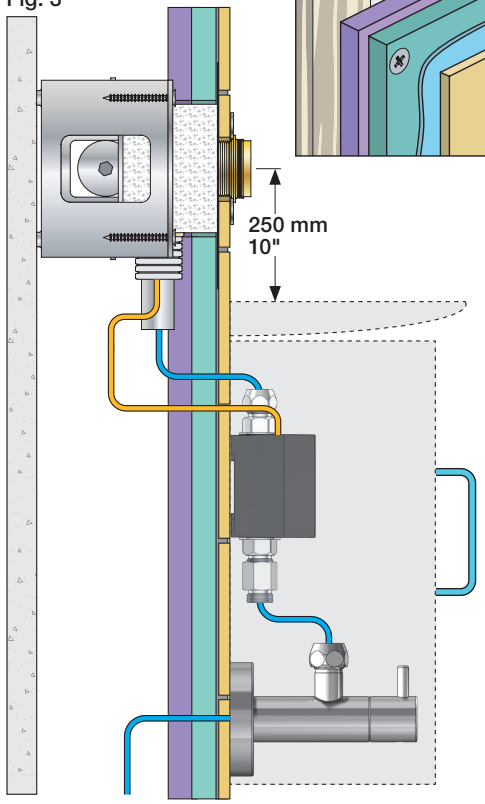

Fig. 4 Ceiling mounted / Deckenmontage / Loftmonteret / Takmonterad / Plafondmontage / Monté au plafond

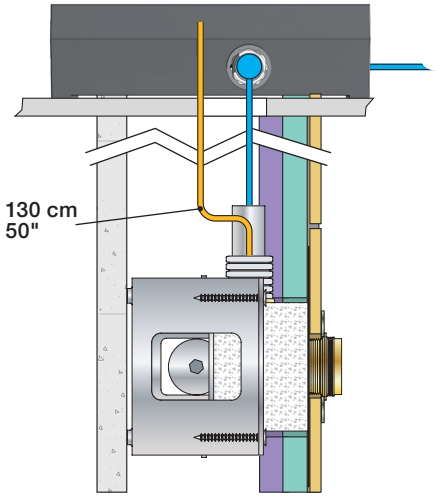

Fig. 5

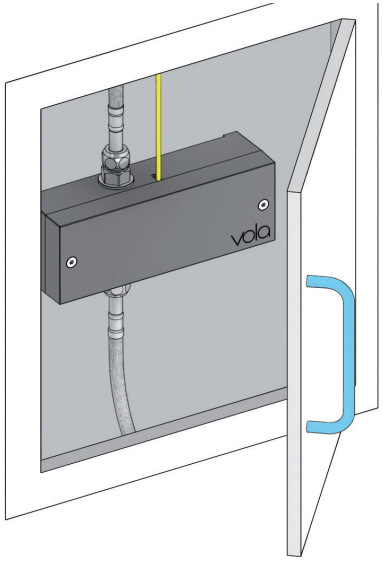

Wiring diagram
Schaltplan

Ledningsdiagram
kopplingsschema

Aansluitschema
Schéma de câblage

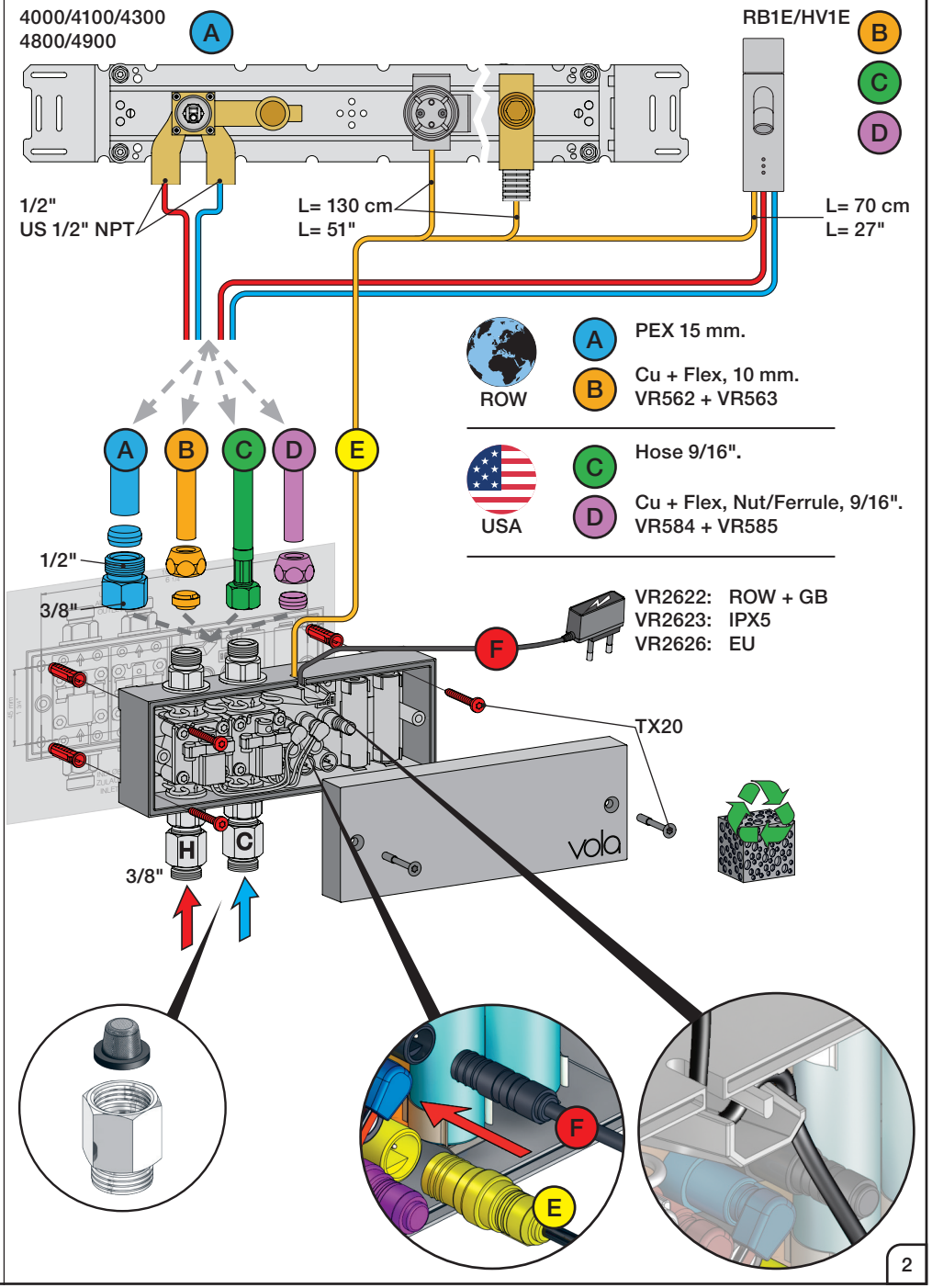

VOLA A/S • Lunavej 2 • DK-8700 Horsens • Tel. +45 7023 5500 • Fax +45 7023 5511 • sales@vola.dk • www.vola.com

vola

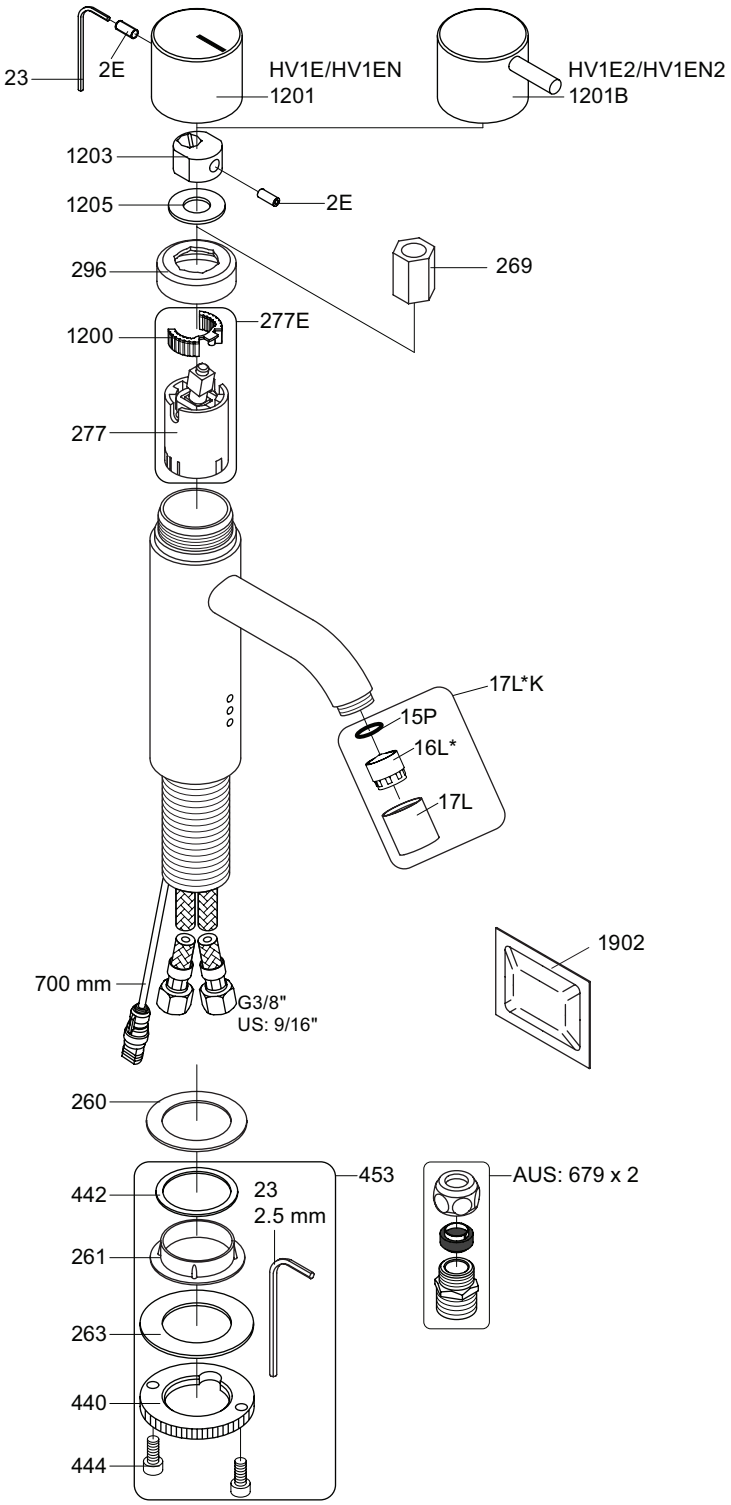

VR2618:

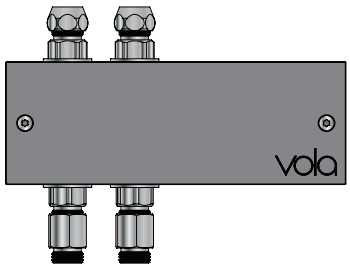

HV1: Ø10
HV1JP: Ø10
HV1US: Ø3/8"
HV1Q: Ø3/8"

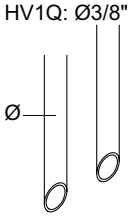

VR277E:	VR277, VR1200
* VR17L4K:	VR15P, VR16L4, VR17L (US-Standard)
* VR17L5K:	VR15P, VR16L5, VR17L (Standard)
* VR17L9K:	VR15P, VR16L9, VR17L (Japan Standard)
VR453:	VR23, VR261, VR263, VR440, VR442, 2xVR444
NR.12:	VR2E, VR23, VR1201
NR.12B:	VR2E, VR23, VR1201B

vola
Lunavej 2
DK-8700 Horsens
Tlf : + 45 7023 5500
sales@vola.com
www.vola.com

HV1E Family:

HV1E: /150
HV1E2: /150
HV1EN: /150
HV1EN2: /150
HV1ET36: /150

Date
Jan. 23

Rev.
5

Sheet
SB 21.10

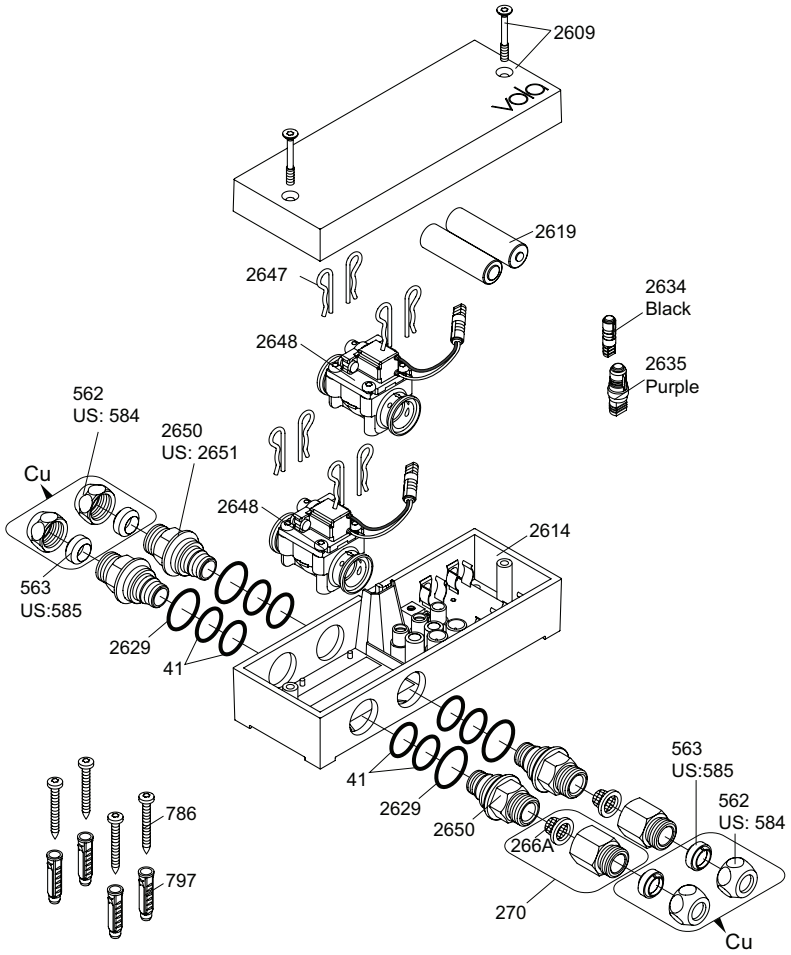

VR2650:	2xVR41, VR2652, VR2629
VR2651:	2xVR41, VR2652, VR2629 (USA)
VR2654:	4xVR2647, VR2648, 2xVR2650, 2xVR266A

Additional parts / Extra onderdelen
Zusätzliche Teile / Pièces supplémentaires
Supplerende dele / Las piezas adicionales
Ytterligare delar

Remote control / Afstandsbediening
Fernbedienung / Contrôle à distance
Fjernbetjening / Telemando
Fjärkontroll

2625

Power supply / Stroomvoorziening
Netzteil / Alimentation
Strømforsyning / Convertidor adaptador
Strömförsörjning

2622: ROW&GB
2626: EU

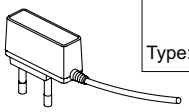

	EU	GB	US	AUS
Type:	C	G	A	I

2623: IPX5

Extension
2639 - 5 m
2645 - 10 m

Black Svart
Schwartz Zwart
Sort Noir



Signal cable / Signaalkabel
Signalkabel / Câble de signal
Cable de señal

41XX, 49XX:
509 - 1.5 m
509A - 5 m
509B - 10 m

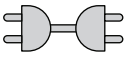

RB1E, HV1E:
2656 - 1.5 m

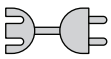

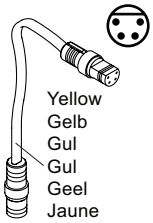

247 / US: 2601$ / Cu: 221: Ø10 mm

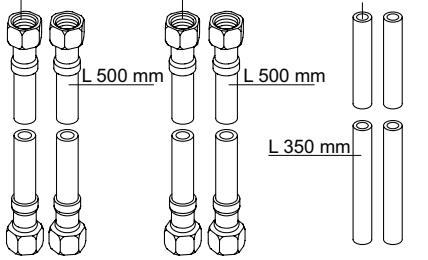

Adapter
Adapteur

Discontinued model
augefhörte Modell
Udgået model
Avvecklad modell
Beëindigde model
Modèle discontinué

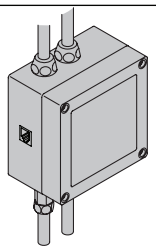

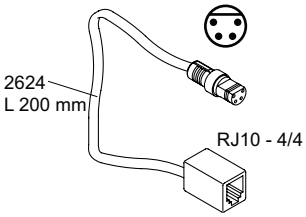

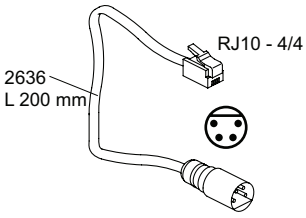

vola
Lunavej 2
DK-8700 Horsens
Tlf : + 45 7023 5500
sales@vola.com
www.vola.com

VOLA VR2618
HV1E/4100/4900

Date: Feb. 23

Rev.: 2

Sheet: SB21.16