VOLA 060 & 060A

Fitting instruction
Montageanleitung
Monteringsvejledning
Monteringsvägledning
Montagehanleiding
Manuel de montage

060:

1 - 6 + 11

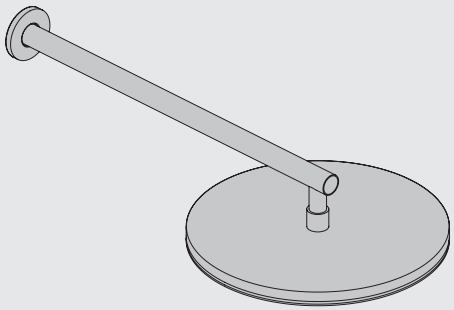

060A:

7 - 11

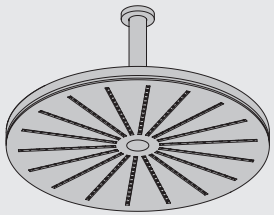

www.vola.com

vola

mnt_060_V2_40998358

5 705230 341828

Data	Bar:	1	2	3	4	5
	(l/min) (Gal/min)	12 3.4	18 4.8	22 5.8	25 6.6	29 7.7
	Max. 65°C. 150°F					

VR161 - 060, 060A:
VR161K: 1.8 Gal/min - 7 l/min
VR161D: 2.5 Gal/min - 9 l/min
VR161F: 3.7 Gal/min - 14 l/min

3 + 10

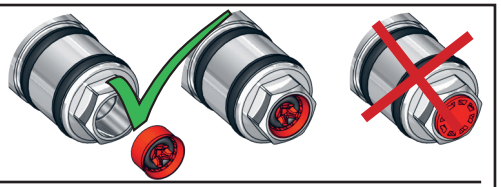

060

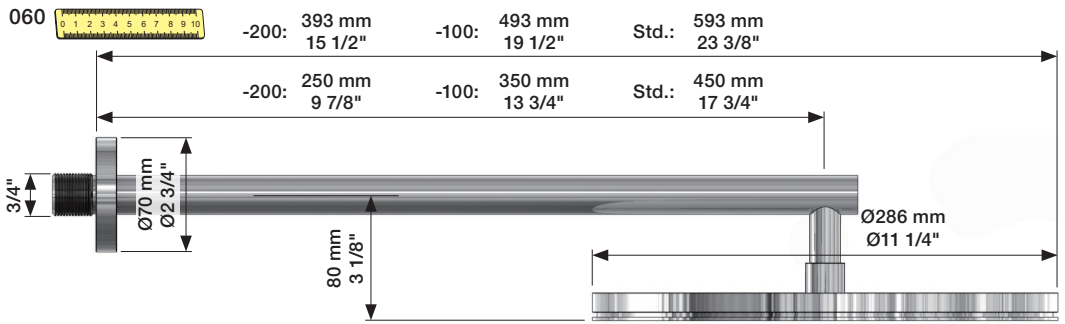

1

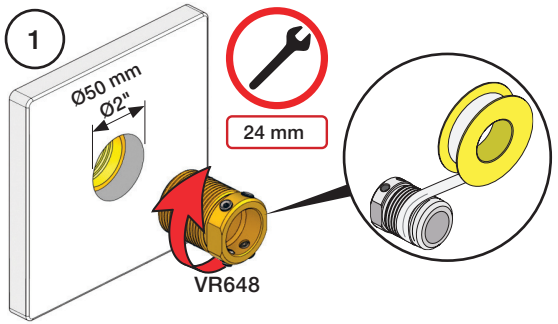

2



3

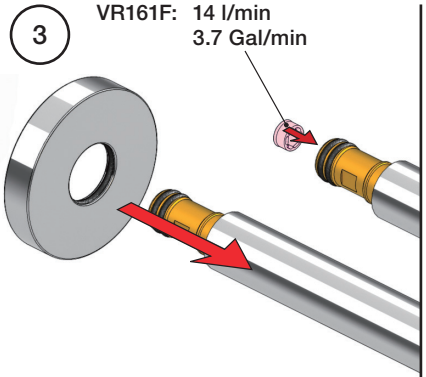

4

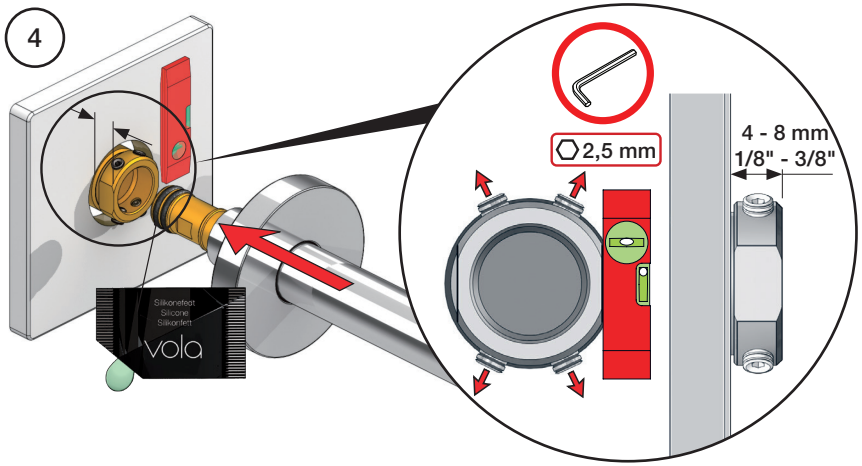

5

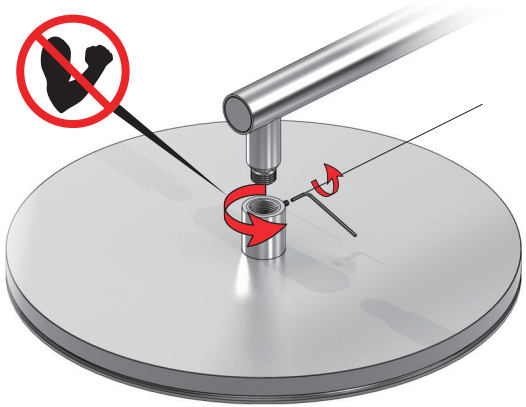

6 + 11

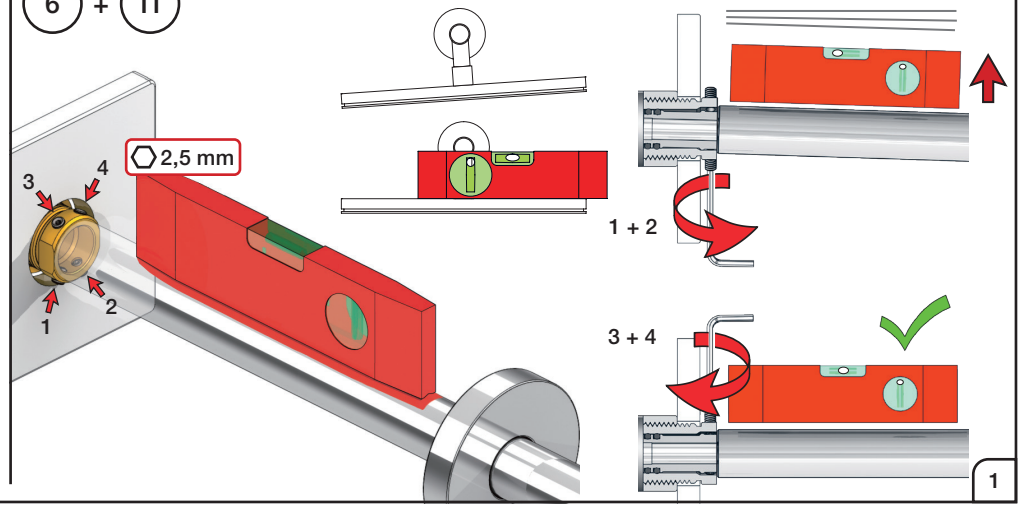

7

060A

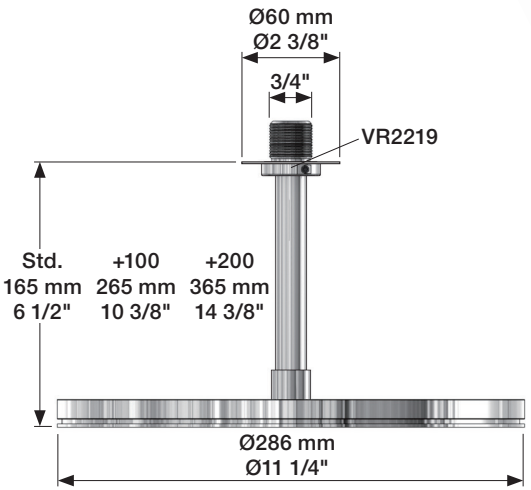

8

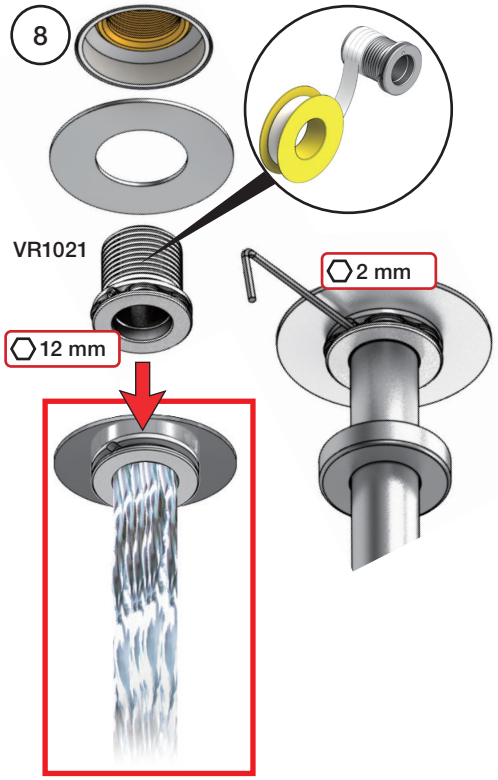

Locking screw
Sicherungsschraube
Sikringsskrue

Fästskruv
Borgschroef
Vis de verrouillage

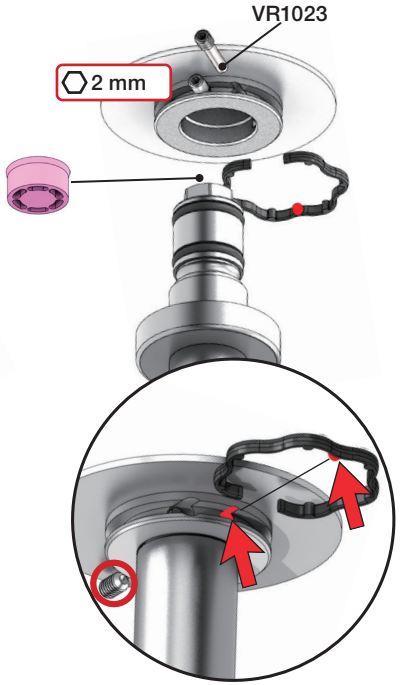

Extension
Verlängerung

Forlængerdele
Förlängning

Verlengstukken
Modification

T Min. 3 mm
Max. 65 mm

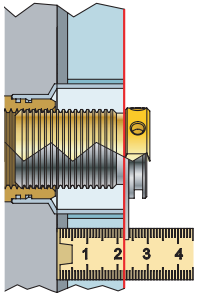

Y Min. 48 mm
Max. 110 mm

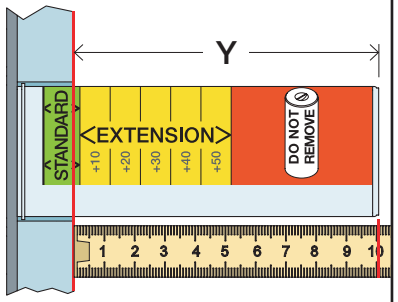

T: VR2219	T: VR648	Y	
3 - 15 mm	3 - 19 mm	110 - 98 mm	Std.
15 - 25 mm	17 - 28 mm	98 - 88 mm	+10
25 - 35 mm	27 - 38 mm	88 - 78 mm	+20
35 - 45 mm	37 - 48 mm	78 - 68 mm	+30
45 - 55 mm	47 - 58 mm	68 - 58 mm	+40
55 - 65 mm	57 - 68 mm	58 - 48 mm	+50

9

10

060 + 060A: vola Logo

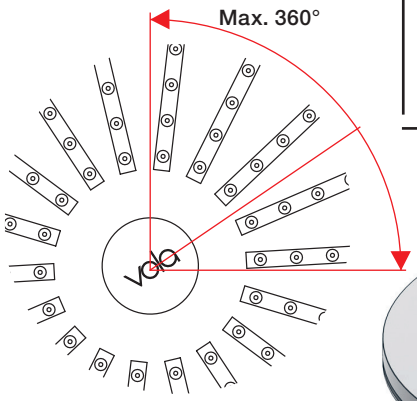

Service - VR556

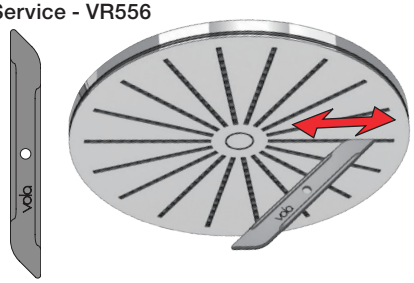

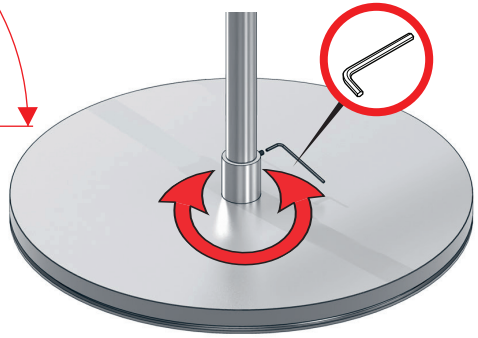

060 - VR648+

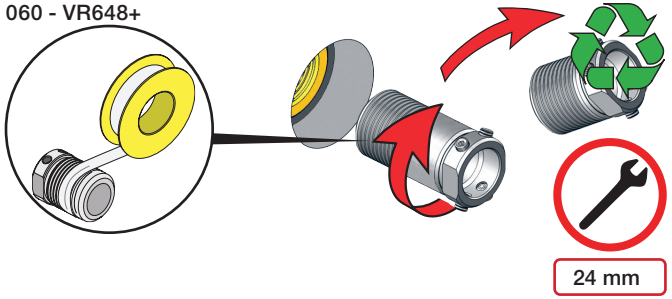

060A - VR2219+

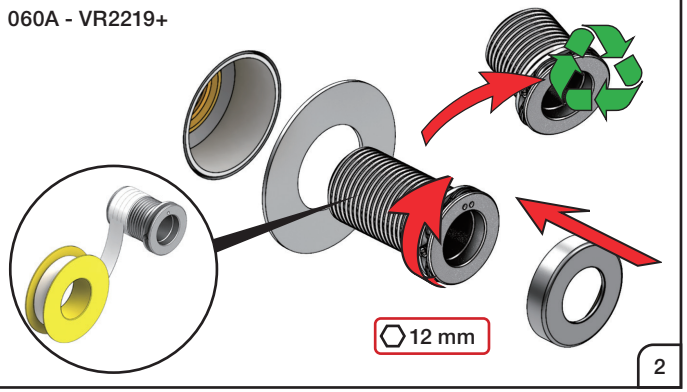

VOLA A/S • Lunavej 2 • DK-8700 Horsens • Tel. +45 7023 5500 • Fax +45 7023 5511 • sales@vola.dk • www.vola.com

VOLA 070, 070R, 070-HT2

Fitting instruction
Montageanleitung
Monteringsvejledning
Monteringsvägledning
Montage hanleiding
Manuel de montage

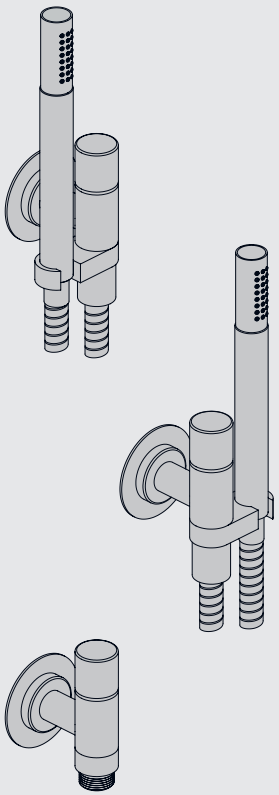

www.vola.com

vola

mnt_070_V1_40998357
02-08-2023

5 705230 341804

Data	Bar:	1	2	3	4	5
070/070R	(l/min) (Gal/min)	9 2.5	9 2.5	9 2.5	9 2.5	9 2.5
070-HT2	(l/min) (Gal/min)	9 2.5	12 3.2	15 4.0	17 4.5	19 5
	Max. 65°C. 150°F					

VR161:
VR161K: 7 l/min - 1.8 Gal/min (Cal Green)



070

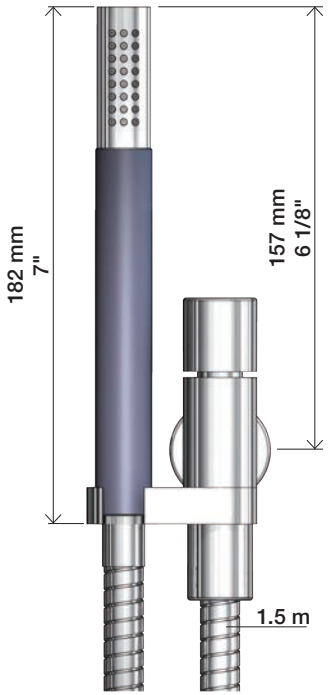

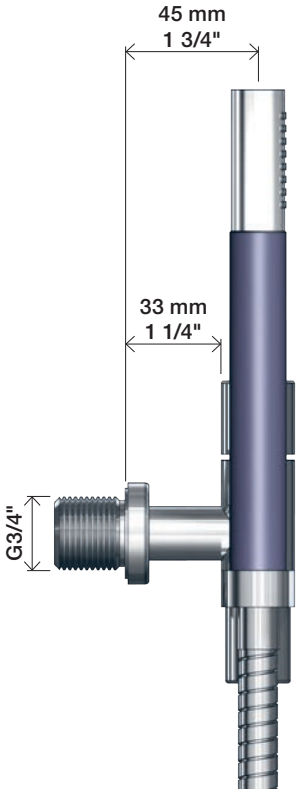

070R

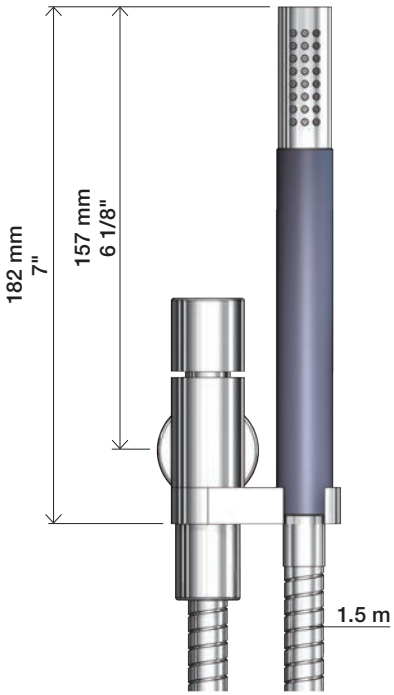

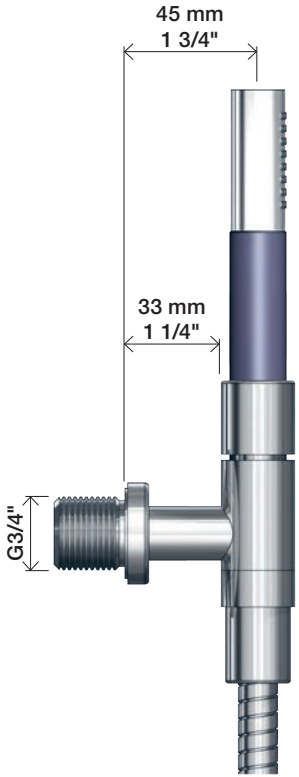

070-HT2



1

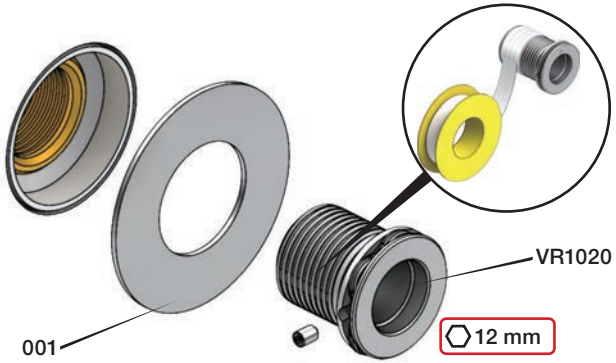

2

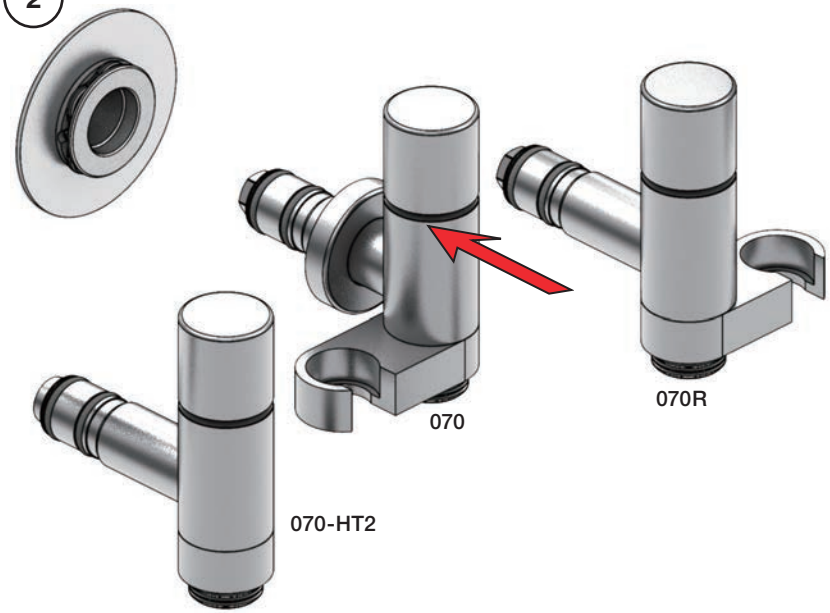

3

2



Extension
Verlängerung

Forlængerdele
Förlängning

Verlengstukken
Modification

T Min. 3 mm
Max. 65 mm

Y Min. 48 mm
Max. 110 mm

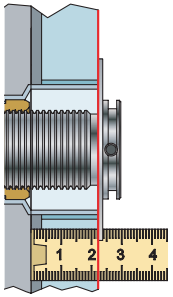

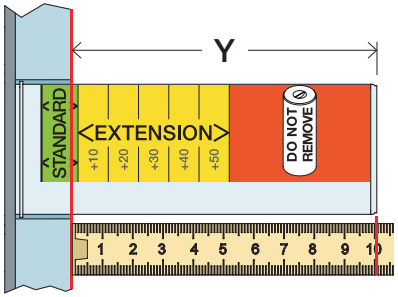

T	Y	VR2019
3 - 15 mm	110 - 98 mm	Std.
15 - 25 mm	98 - 88 mm	+10
25 - 35 mm	88 - 78 mm	+20
35 - 45 mm	78 - 68 mm	+30
45 - 55 mm	68 - 58 mm	+40
55 - 65 mm	58 - 48 mm	+50

VR2019+

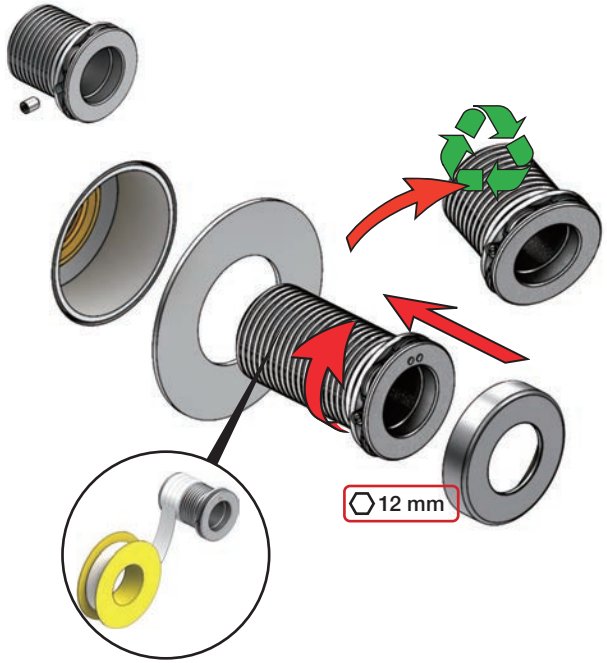

VOLA 200M

Fitting instruction
Montageanleitung
Monteringsvejledning
Monteringsvägledning
Montage hanleiding
Manuel de montage

GODKENDT TIL DRIKKEVAND

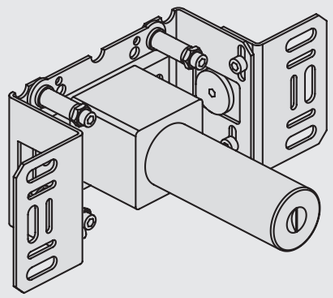

www.vola.com

vola

200M_V4_40998506
25-11-2022

5 705230 288055

Max.: 10 Bar/145 psi
Max. 65°C, 150°F

Check the local legislation.
Bitte die örtlichen Vorschriften überprüfen.
Tjek de lokale regler.
Kontrollera lokala föreskrifter
Nazitten lokale regelgeving.
Vérifiez la législation locale.

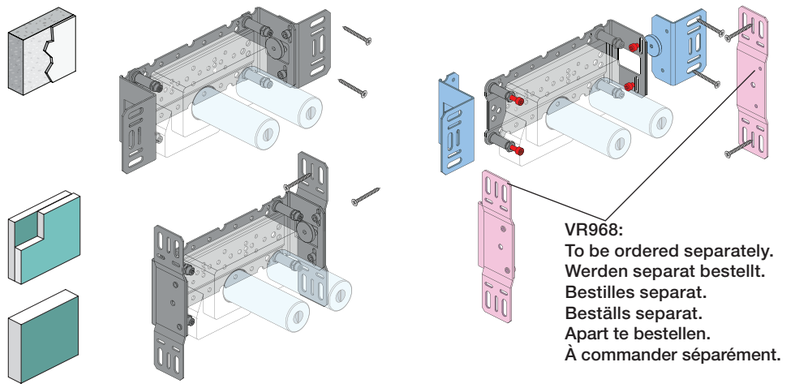

VR968:
To be ordered separately.
Werden separat bestellt.
Bestilles separat.
Beställs separat.
Apart te bestellen.
À commander séparément.

DE:
Bitte separat beiliegende Anleitung für die Schallentkopplung VR972 beachten

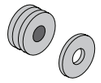

Box till inbyggnadsblandare.
Boks til indbygningsblander.
Laatikko seinäasenteiselle sekoittajalle.

Ingår inte i leveransen, köps separat.
Ikke inkludert, kjøpes separat.
Eivät sisälly tilaukseen, ostettava erikseen.

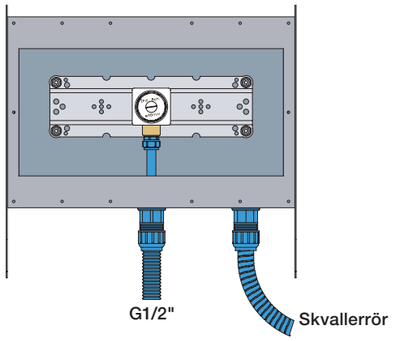

Installation example
Installationsbeispiel
Installationseksempel
Installationsexemplar
Installatie voorbeeld
l'installation des exemple

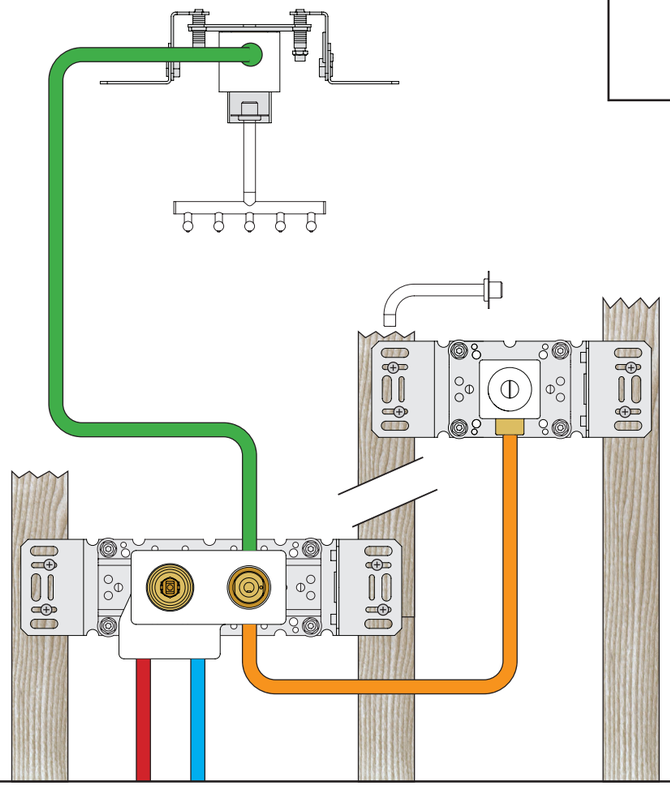

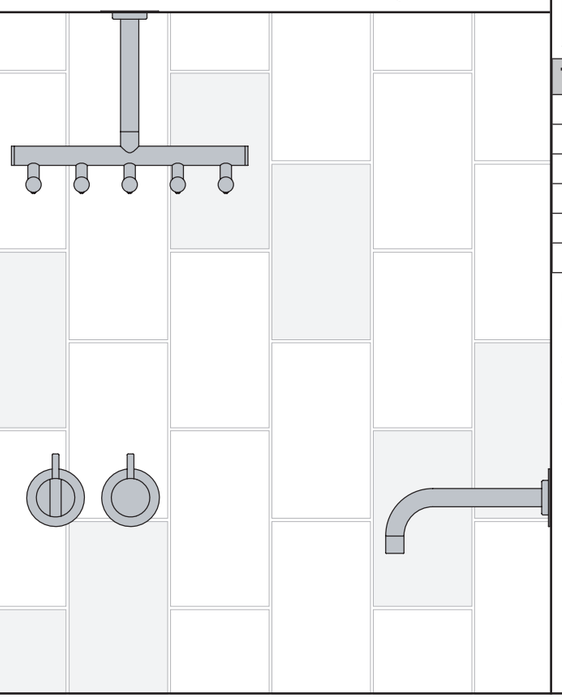

200M & VR968:

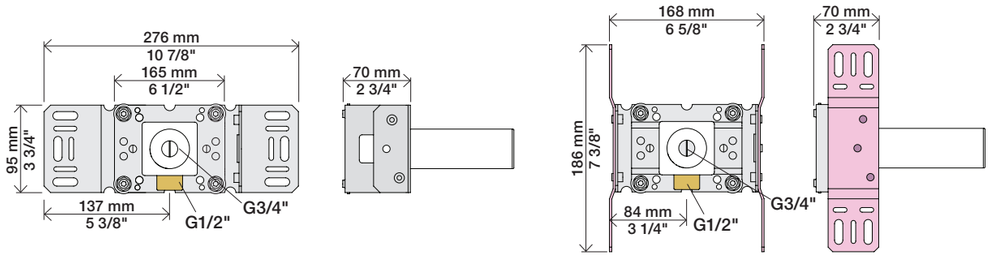

Extension
Verlängerung
Forlængerdele
Förlängning
Verlengstukken
Modification



VR2019: 010, 020, 030, 040
VR2021: 050
VR2020: 080W
VR2119: 010C, 020C, 040D
050K, 070/R/S/W, 080/K/D/DK
VR2219: 050A, 060A
VR648: 060, 080ST

* +10 - STANDARD SVERIGE

VR2019, VR2119
VR2020, VR2219
VR2021

VR648

T Min. 3 mm
Max. 65 mm

Y Min. 48 mm
Max. 110 mm

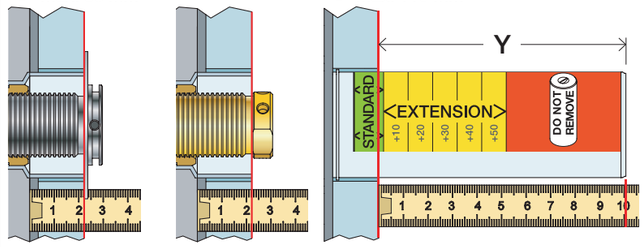

T: VR2019/2020/2021/2119/2219	T: VR648	Y	
3 - 15 mm	3 - 19 mm	110 - 98 mm	Std.
15 - 25 mm	17 - 28 mm	98 - 88 mm	+10
25 - 35 mm	27 - 38 mm	88 - 78 mm	+20
35 - 45 mm	37 - 48 mm	78 - 68 mm	+30
45 - 55 mm	47 - 58 mm	68 - 58 mm	+40
55 - 65 mm	57 - 68 mm	58 - 48 mm	+50

VR2019:
VR2020: VR2119:
VR2021: VR2219:

VR648:

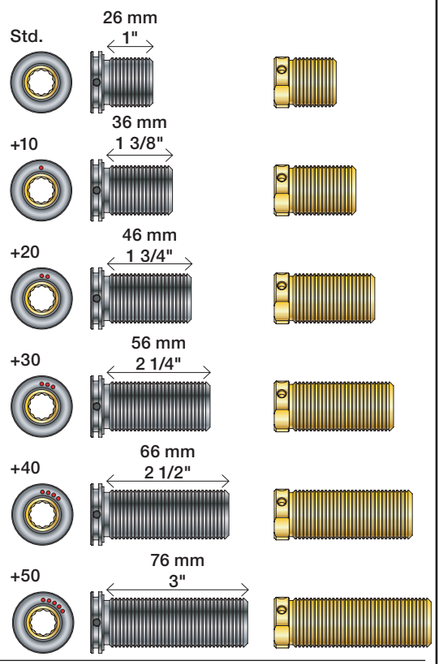

Fitting of extension
Montage von verlängerung
Montering af forlængerdele
Montering av förlängning
Montage van de verlengstukken
Montage des rallonges

VR2019+, VR2119+
VR2020+, VR2219+
VR2021+

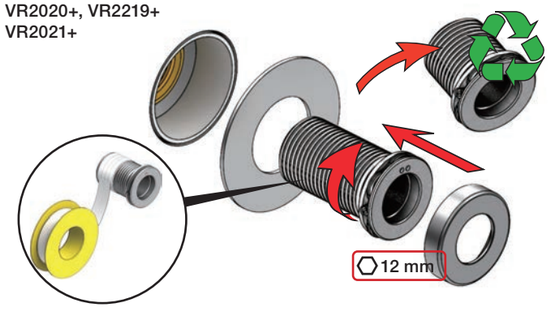

VR648+

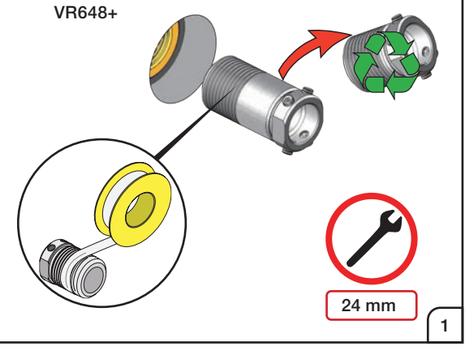

VOLA A/S • Lunavej 2 • DK-8700 Horsens • Tel. +45 7023 5500 • Fax +45 7023 5511 • sales@vola.dk • www.vola.com

vola

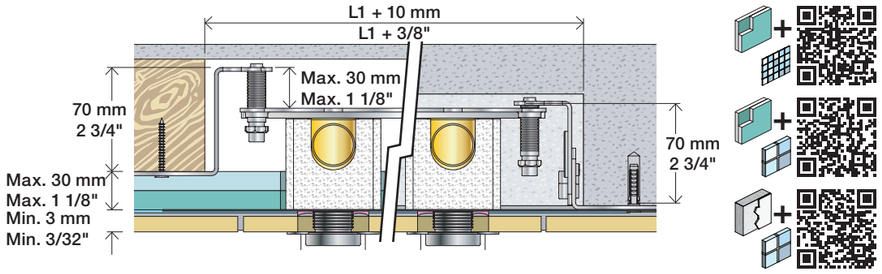

2x13 mm

Lightweight wall
Leichtwand
Let væg

Lätta konstruktion
Holle wandconstructie
Construction légère

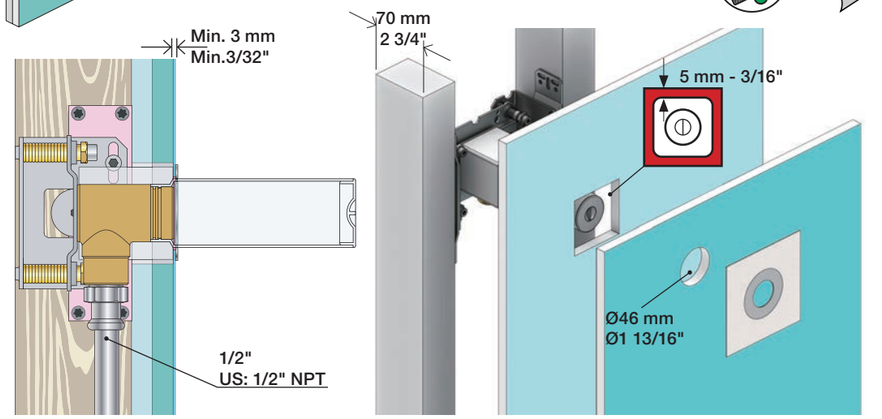

1x15 mm
1x18 mm
1x20 mm

Lightweight wall
Leichtwand
Let væg

Lätta konstruktion
Holle wandconstructie
Construction légère

2x13 mm

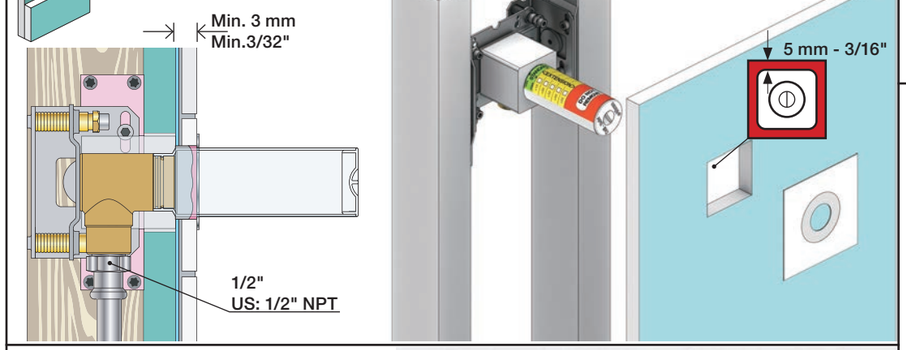

Masonry
Mauerwerk
Murværk

Murverk
Massieve wand
Mur Plein

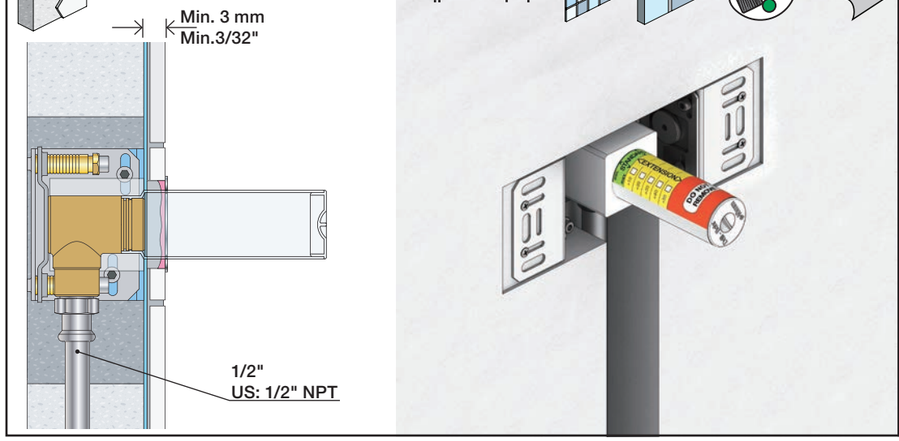

1

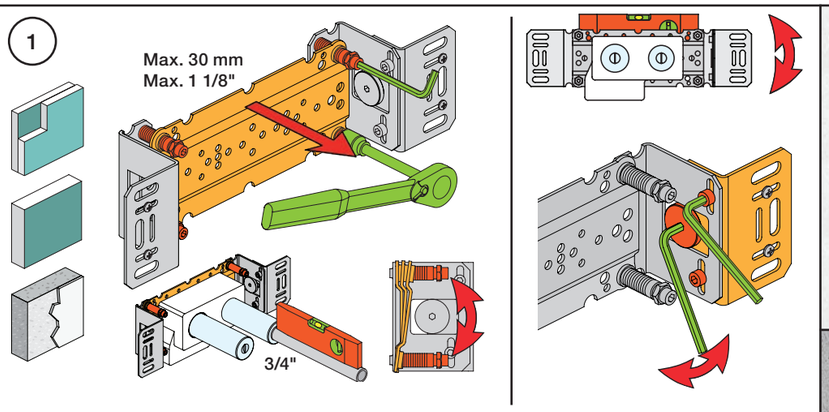

2

Test Pressure
Prüfdruck
testtryk
Test tryck
Test druk
test de pression

Check the local legislation.
Bitte die örtlichen Vorschriften überprüfen.
Tjek de lokale regler.
Kontrollera lokala föreskrifter.
Nazitten lokale regelgeving.
Vérifiez la législation locale.

! Water - Wasser - Vand - Vatten - Water - L´eau

! MAX 1 Minute - Minut - Minuut !

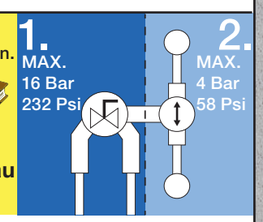

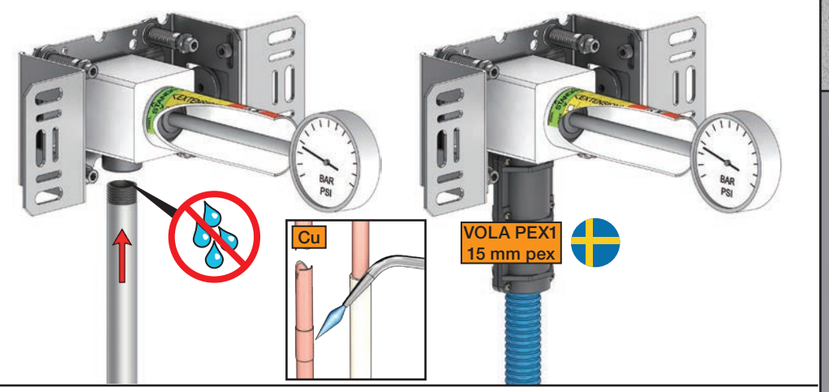

3

Flush installation
Installation Spülen
Skyl installation
Skölj installation
Kraan doorspoelen
Rincer l'installation

VR969



4G

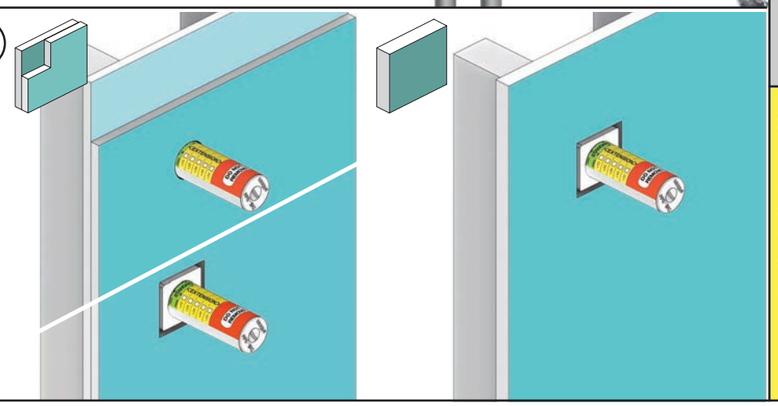

4M

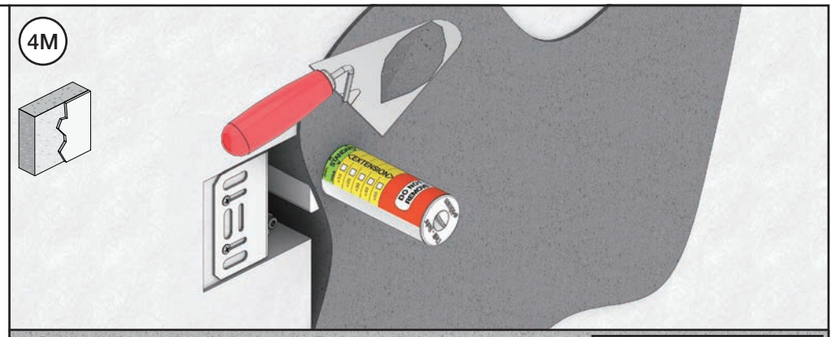

5

Without membrane
Ohne Membran
Uden membran

Zonder membran
Sans Membrane imperable
Uten membran

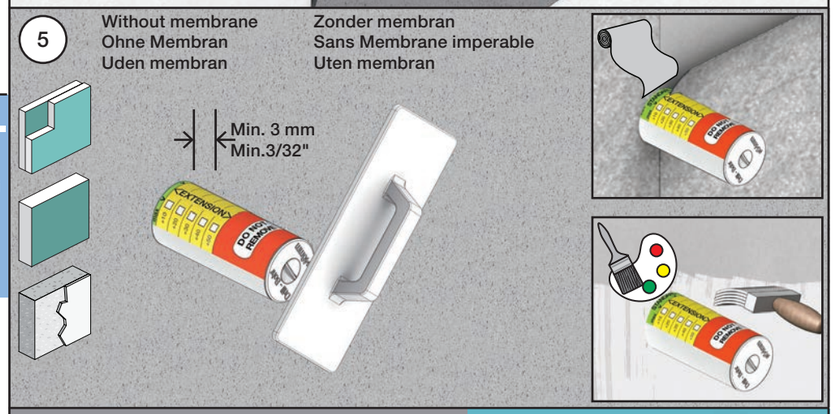

6

Waterproof membrane
Wasserdichte Membran
Vandtæt membran

Vattentät membran
Waterdicht membran
Membrane imperable

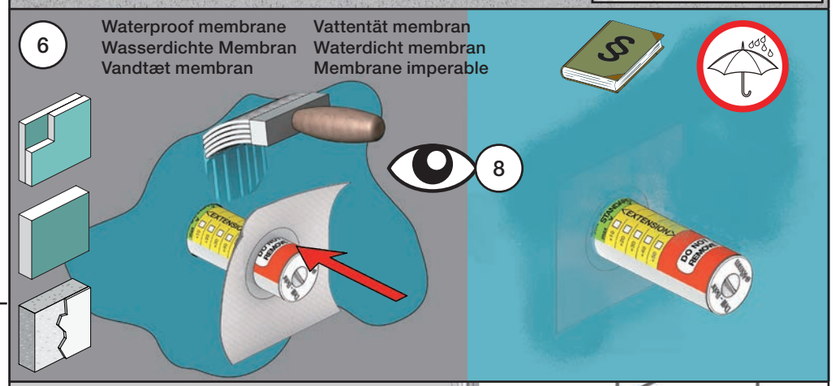

7

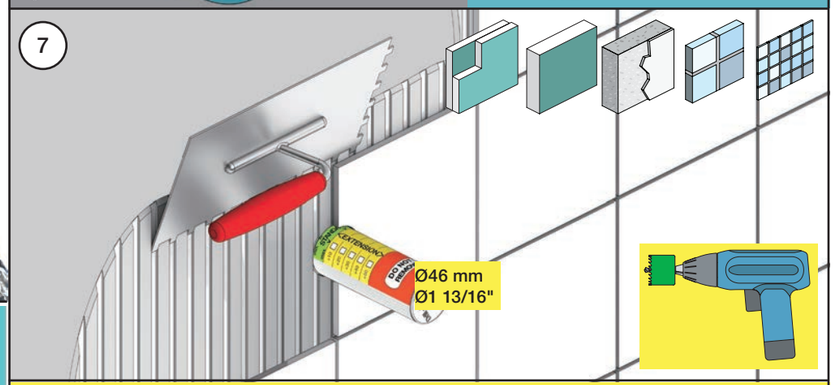

8

Do not cut the membrane
Die Membran nicht schneiden
Skær ikke membranen
*** Skär inte membranet**
Snij het membraan niet door
Ne coupez pas la membrane
No cortar la membrana

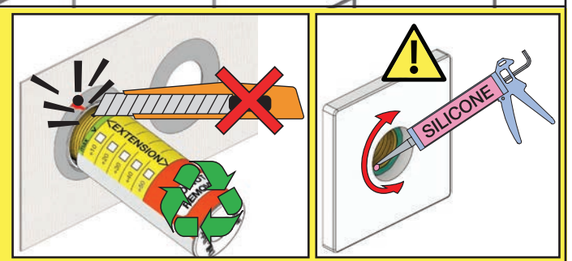

VOLA 5100, 5100X, 5200V, 5300
VOLA 5400DV, 5400V, 5400NV & A3/A4
VOLA 5400TV, 5400FV, 5400RV & A3/A4
VOLA 5600V & A3/A4

Fitting instruction
Montageanleitung
Monteringsvejledning
Monteringsvägledning
Montage hanleiding
Manuel de montage

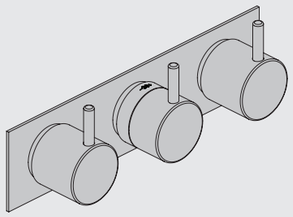

www.vola.com

vola

5000_V4_40998504
04-01-2023

5 705230 287317

vola.com	L	L1	L2	H	H1	D
5400DV	377 mm 14 3/4"	260 mm 10"	268 mm 10"	95 mm 3 3/4"	186mm 7 3/8"	70 mm 2 3/4"
5100, 5200V, 5300, 5400V, 5600V	475 mm 19 3/4"	355 mm 14"	367 mm 14 1/2"			
5100X, 5400NV, 5400TV	552 mm 21 3/4"	435 mm 17"	447 mm 17 5/8"			
5400FV, 5400RV	630 mm 25 1/2"	514 mm 20 3/8"	522 mm 20 1/2"			

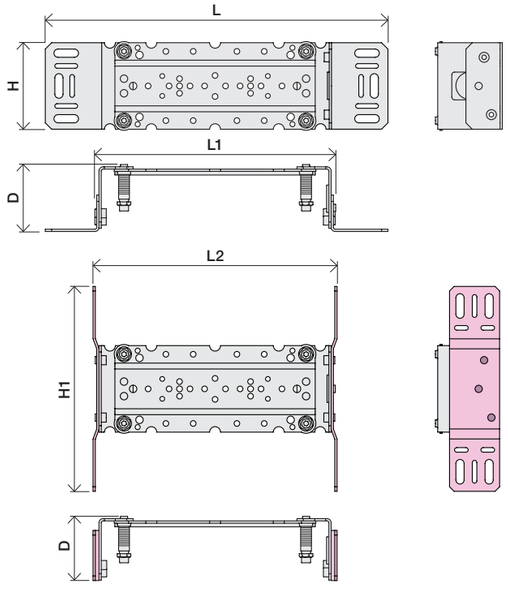

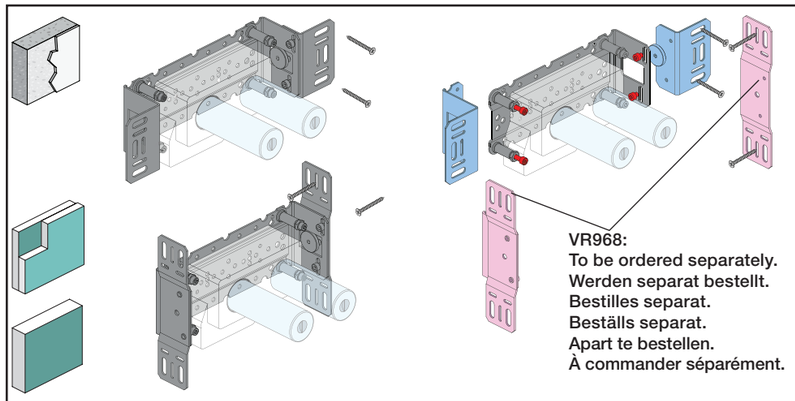

VR968:
To be ordered separately.
Werden separat bestellt.
Bestilles separat.
Beställs separat.
Apart te bestellen.
À commander séparément.

(A) Max.: 10 Bar/145 psi

Max. 65°C, 150°F

Data, l/min. / (Gpm) 3 Bar/43.5 Psi:

5100/5200V/5300: (A)

5400/5600: (A) - (B)

5400/5600A3: (A) - (C)

5400/5600A4: (A) - (D)

USA - For use with showerheads rated at 5.7 L/min. (1.5 gpm.)or higher.

AUS - Hot water inlet: Max. 50°C, 122°F. (AS 4032)

5400 5600	5400A3 5600A3	5400A4 5600A4	(A)	(M)	(B)	(M)	(C)	(M)	(D)
Out 2	Out 1	Out 1	32/(8.5)	16/(4.2)	-	-	-	-	-
Out 3	Out 2	Out 2	-		32/(8.5)	16/(4.2)	-	-	-
-	Out 3	Out 3	-	-	-		32/(8.5)	16/(4.2)	-
-	-	Out 4	-	-	-	-	-		32/(8.5)

(B) Check the local legislation.
Bitte die örtlichen Vorschriften überprüfen.
Tjek de lokale regler.
Kontrollera lokala föreskrifter
Nazitten lokale regelgeving.
Vérifiez la législation locale.

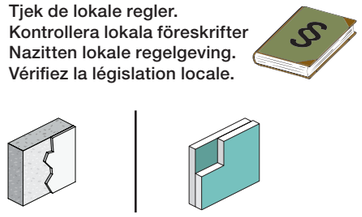



(C) DE:
Bitte separat beiliegende Anleitung für die Schallentkopplung VR972 beachten

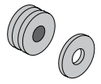

(D)

Box till inbyggnadsblandare.
Boks til indbygningsblander.
Laatikko seinäasenteiselle sekoittajalle.

Ingår inte i leveransen, köps separat.
Ikke inkludert, kjøpes separat.
Eivät sisälly tilaukseen, ostettava erikseen.

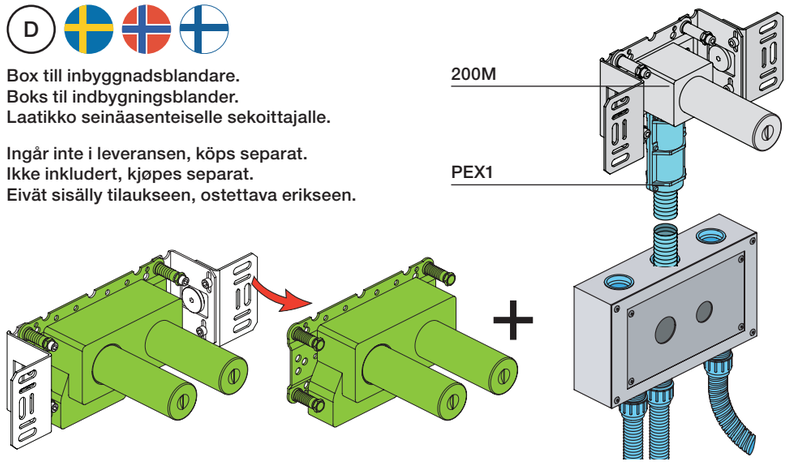

Extension
Verlängerung
Forlængerdele
Förlängning
Aanpassing
Modification

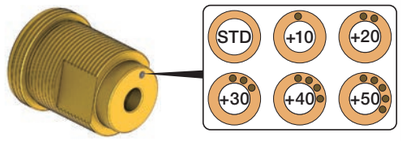

T Min. 3 mm
Max 65 mm

Y Min. 48 mm
Max. 110 mm

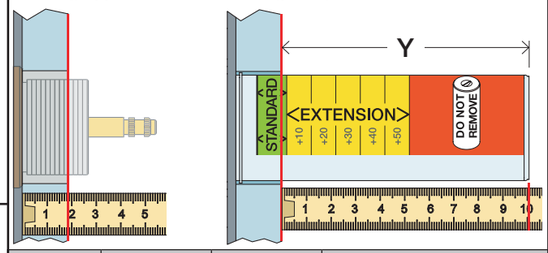

	T	Y	VR5250/VR5410/VR2019
	3 - 15 mm	110 - 98 mm	Std.
	15 - 25 mm	98 - 88 mm	+10
	25 - 35 mm	88 - 78 mm	+20
	35 - 45 mm	78 - 68 mm	+30
	45 - 55 mm	68 - 58 mm	+40
	55 - 65 mm	58 - 48 mm	+50

Extension, retrofit
Verlängerung, nachträglicher Einbau
Forlængerdele, eftermontering
Förlängning, eftermontering
Aanpassing na montage
Modification aprés installation

X 52 - 0 mm

X -15 - 0 mm

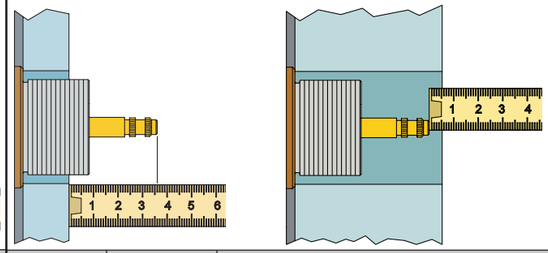

	X	VR5250/VR5410/VR2019
	37 - 49 mm	Std.
	27 - 37 mm	+10
	17 - 27 mm	+20
	7 - 17 mm	+30
	-3 - 7 mm	+40
	-13 - -3 mm	+50

Fitting of extension
Montage von verlängerung
Montering af forlængerdele
Montering av förlängning
Montage van de verlengstukken
Montage des rallonges

VR5250



VR2019+, VR2119+

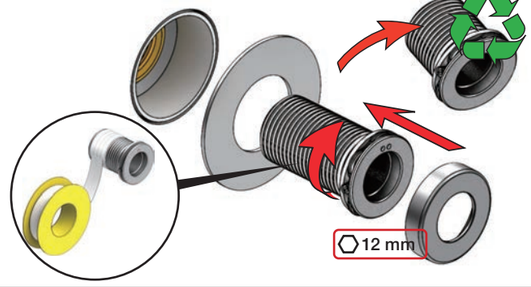

VR5410

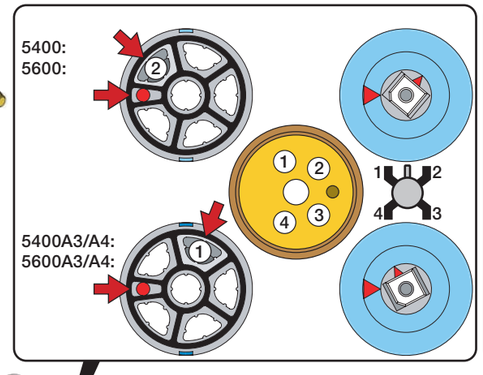

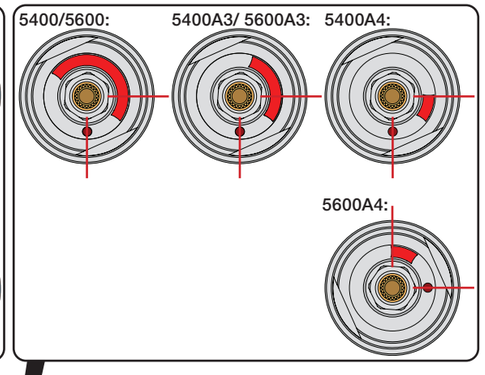

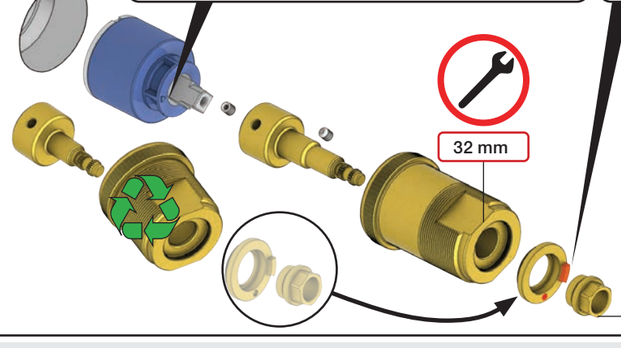

VR5411

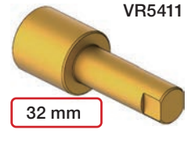

vola

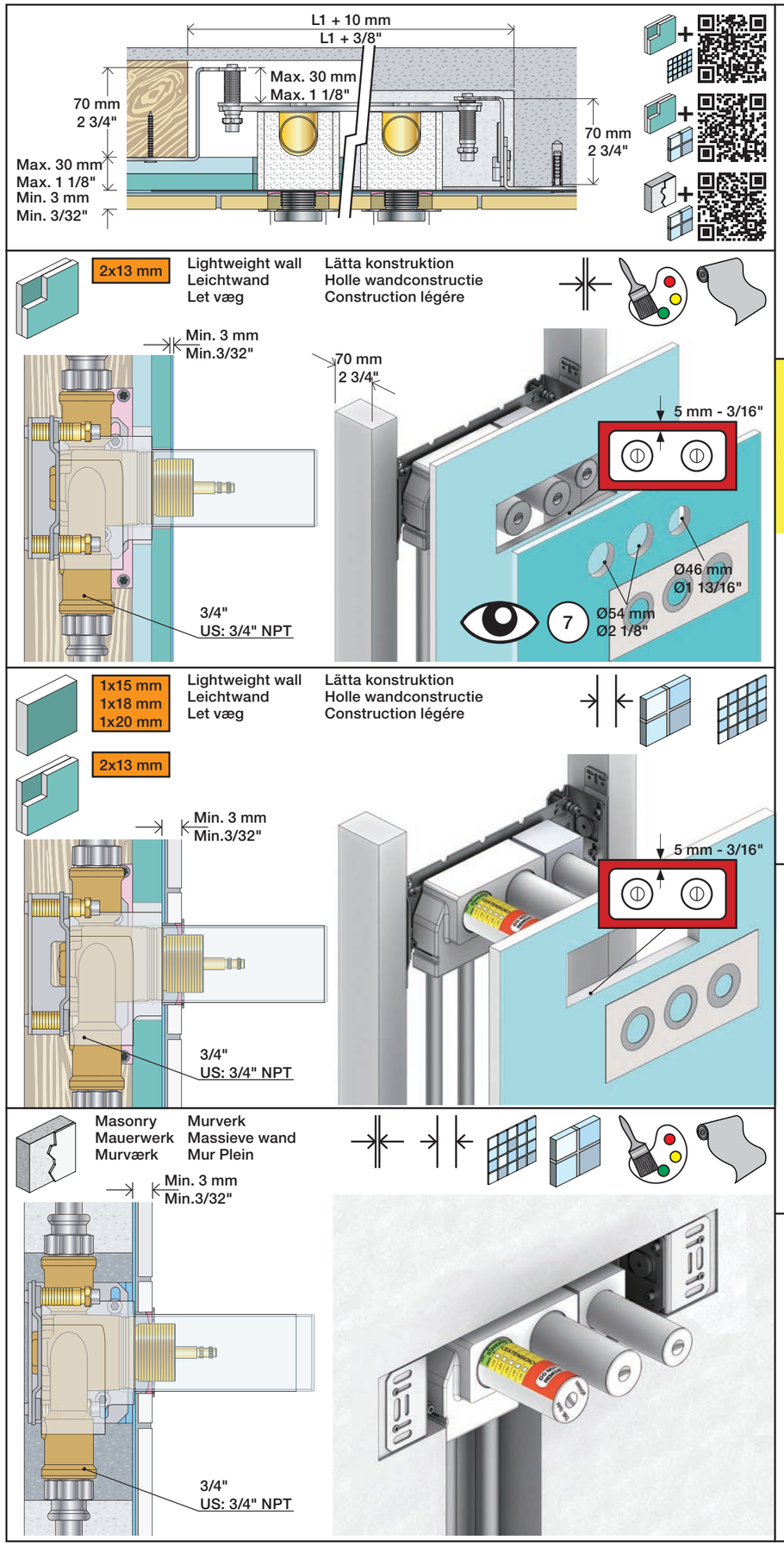
L1 + 10 mm
L1 + 3/8"
Max. 30 mm
Max. 1 1/8"
70 mm
2 3/4"
Max. 30 mm
Max. 1 1/8"
Min. 3 mm
Min. 3/32"
70 mm
2 3/4"
2x13 mm
Lightweight wall
Leichtwand
Let væg
Lätta konstruktion
Holle wandconstructie
Construction légère
Min. 3 mm
Min.3/32"
70 mm
2 3/4"
5 mm - 3/16"
Ø46 mm
Ø1 13/16"
7
Ø54 mm
Ø2 1/8"
3/4"
US: 3/4" NPT
1x15 mm
1x18 mm
1x20 mm
Lightweight wall
Leichtwand
Let væg
Lätta konstruktion
Holle wandconstructie
Construction légère
2x13 mm
Min. 3 mm
Min.3/32"
5 mm - 3/16"
3/4"
US: 3/4" NPT
Masonry
Mauerwerk
Murværk
Murverk
Massieve wand
Mur Plein
Min. 3 mm
Min.3/32"
3/4"
US: 3/4" NPT

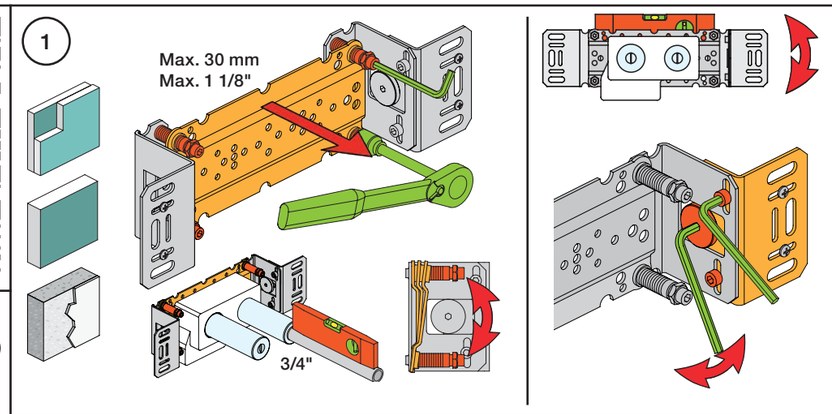
1
Max. 30 mm
Max. 1 1/8"
3/4"

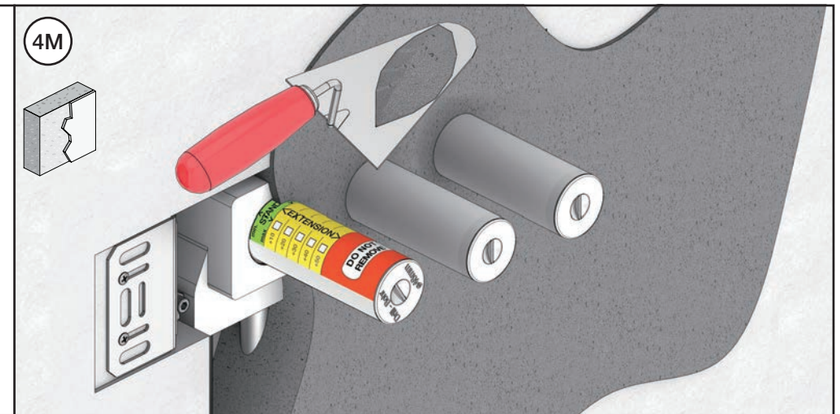
4M

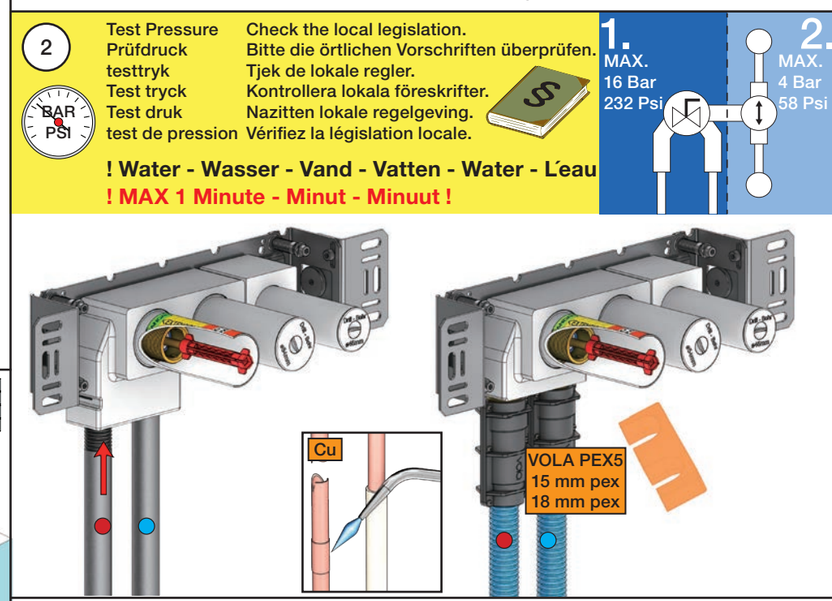
2
Test Pressure
Prüfdruck
testtryk
Test tryck
Test druk
test de pression
Check the local legislation.
Bitte die örtlichen Vorschriften überprüfen.
Tjek de lokale regler.
Kontrollera lokala föreskrifter.
Nazitten lokale regelgeving.
Vérifiez la législation locale.
BAR
PSI
! Water - Wasser - Vand - Vatten - Water - L´eau
! MAX 1 Minute - Minut - Minuut !
1.
MAX.
16 Bar
232 Psi
2.
MAX.
4 Bar
58 Psi
Cu
VOLA PEX5
15 mm pex
18 mm pex

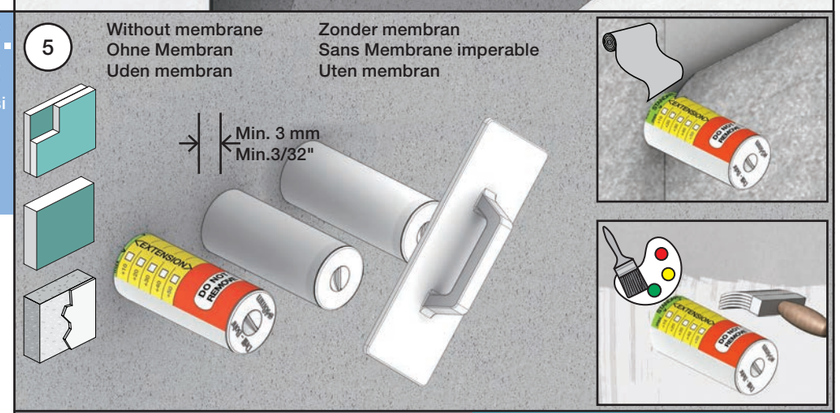
5
Without membrane
Ohne Membran
Uden membran
Zonder membran
Sans Membrane imperable
Uten membran
Min. 3 mm
Min.3/32"

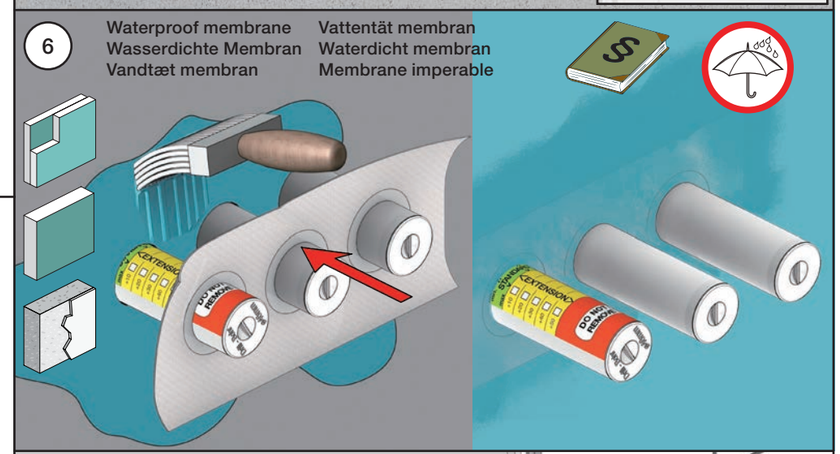
6
Waterproof membrane
Wasserdichte Membran
Vandtæt membran
Vattentät membran
Waterdicht membran
Membrane imperable

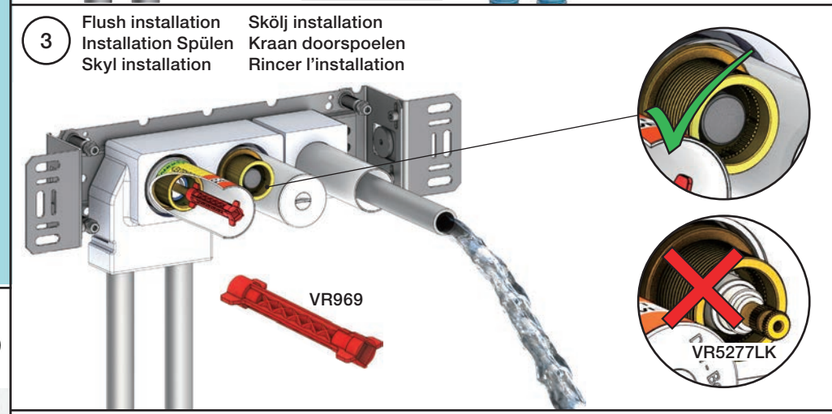
3
Flush installation
Installation Spülen
Skyl installation
Skölj installation
Kraan doorspoelen
Rincer l'installation
VR969
VR5277LK

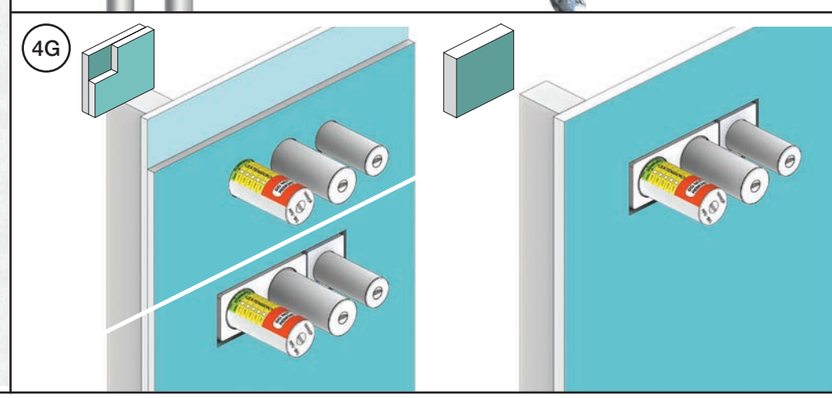
4G

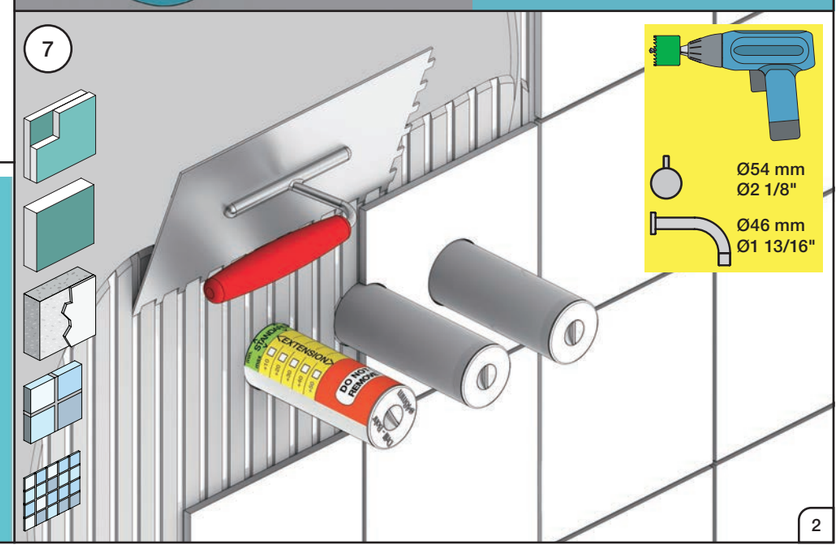
7
Ø54 mm
Ø2 1/8"
Ø46 mm
Ø1 13/16"

VOLA NR.51/52/64

NR.51:

1

NR.52+64:

2

www.vola.com

vola

mnt_NR51_40998505_V1

©VOLA A/S 5 705230 287331

Do not cut the membrane
Die Membran nicht schneiden
Skær ikke membranen
Skär inte membranet
Snij het membraan niet door
Ne coupez pas la membrane
No cortar la membrana

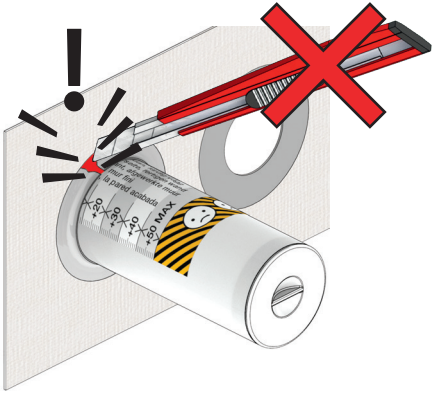

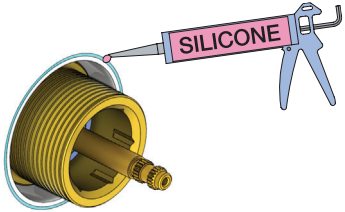

NR 51

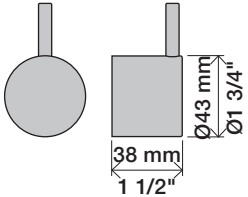

NR 51 - 1

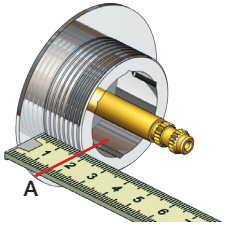

VR2279 VR2279B VR2279C

		A
VR2279	16 mm	16 - 22 mm
VR2279B	12 mm	12 - 18 mm
VR2279C	8 mm	8 - 15 mm

NR 51 - 2

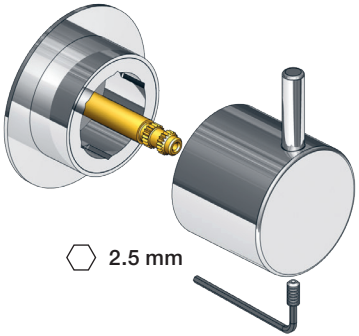

NR 52

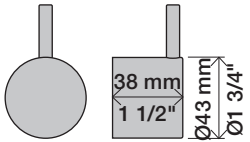

NR 64

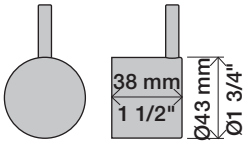

NR 52 - 1

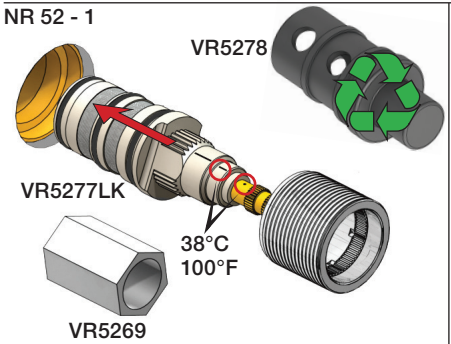

NR 52 - 2

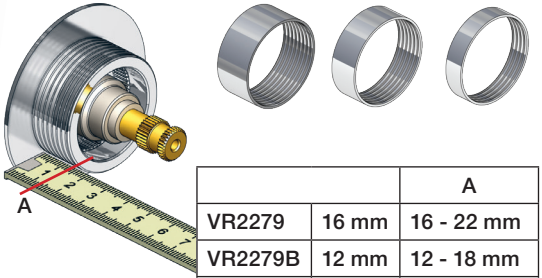

		A
VR2279	16 mm	16 - 22 mm
VR2279B	12 mm	12 - 18 mm
VR2279C	8 mm	8 - 15 mm

NR 64 - 1

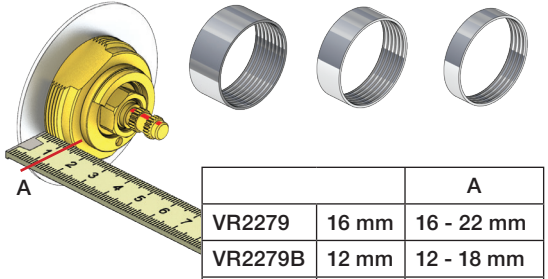

		A
VR2279	16 mm	16 - 22 mm
VR2279B	12 mm	12 - 18 mm
VR2279C	8 mm	8 - 15 mm

NR 52 - 3

Anti scald settings
Verbrühschutz
Skoldningssikring
Skållnings skydd
Broeien verzekeringen
Prévention des brûlures

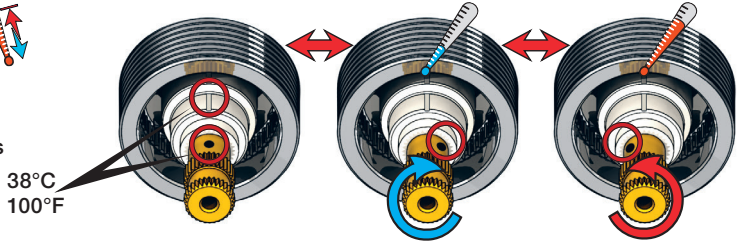

NR 52 - 4

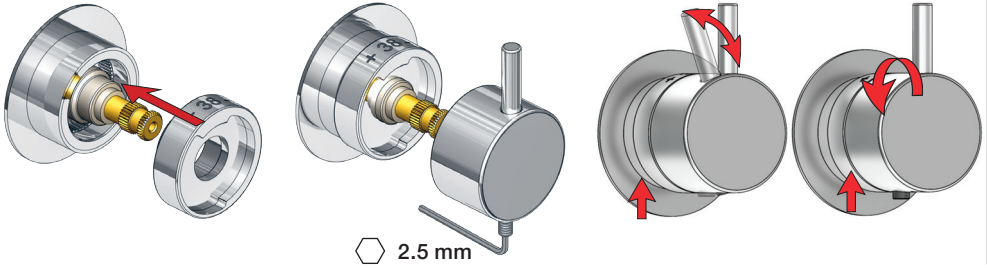

NR 64 - 2

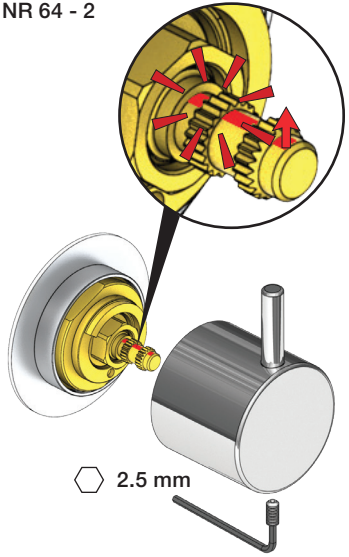

5400

5400VA3

5400VA4

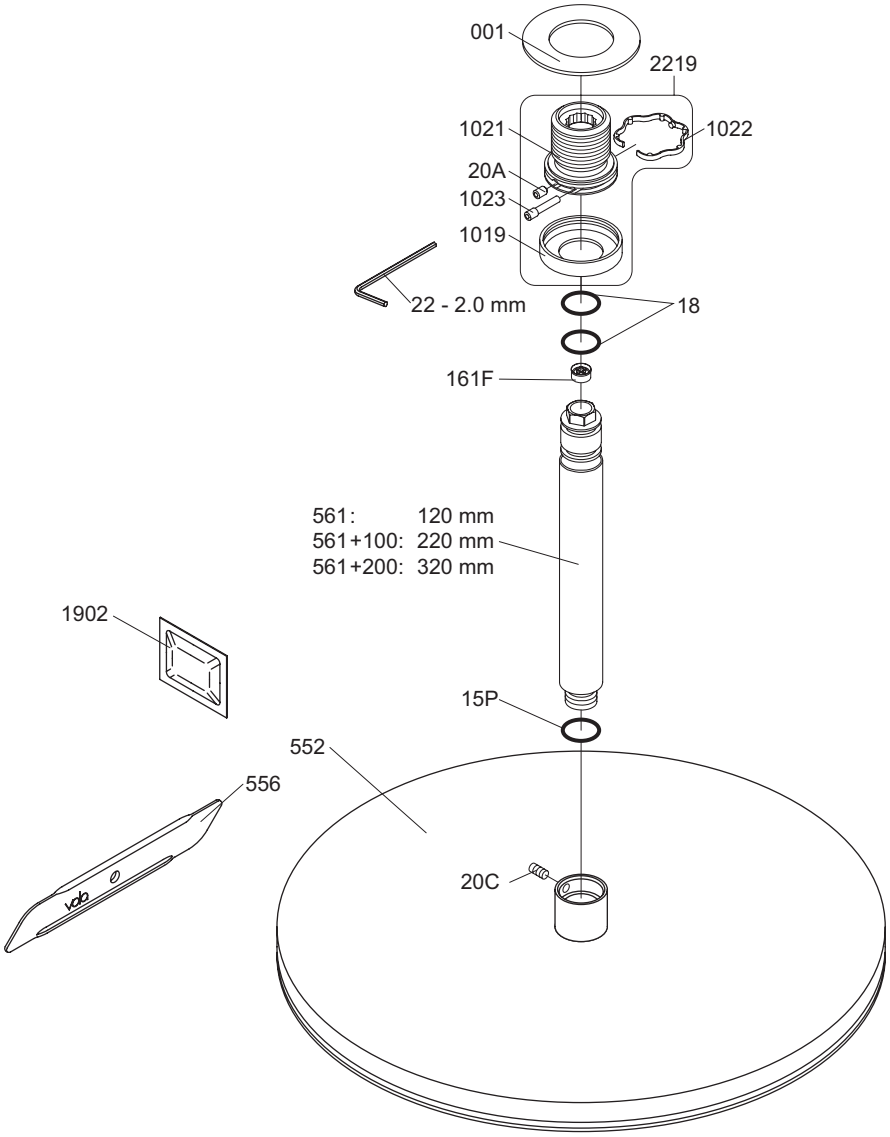

VR1021K: VR20A, VR22, VR1021, VR1022
VR2219: VR20A, VR22, VR1019, VR1021, VR1022, VR1023

vola
Lunavej 2
DK-8700 Horsens
Tlf : + 45 7023 5500
sales@vola.com
www.vola.com

VOLA 060A

Date
Apr. 21

Rev.
2

Sheet
SB 15.2

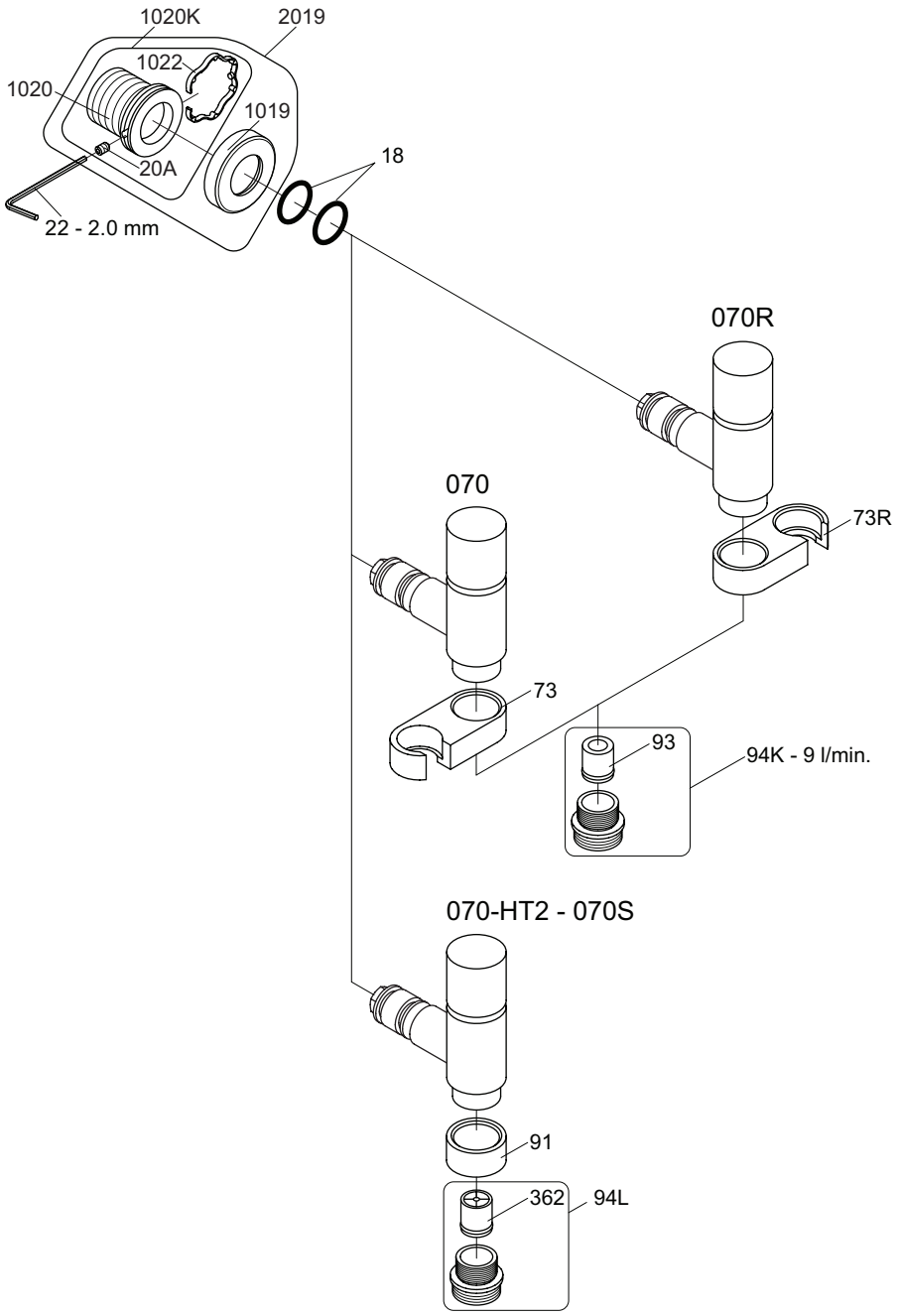

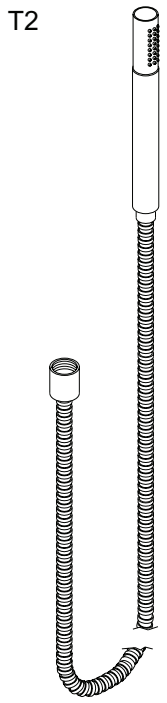

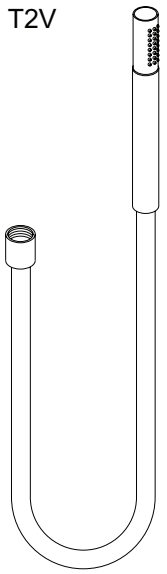

VR1020K: VR20A, VR22, VR1020, VR1022
VR2019: VR20A, VR22, VR1019, VR1020, VR1022

vola
Lunavej 2
DK-8700 Horsens
Tlf : + 45 7023 5500
sales@vola.com
www.vola.com

VOLA 070, 070R 070-HT2

Date
Apr. 21

Rev.
5

Sheet
SB 16

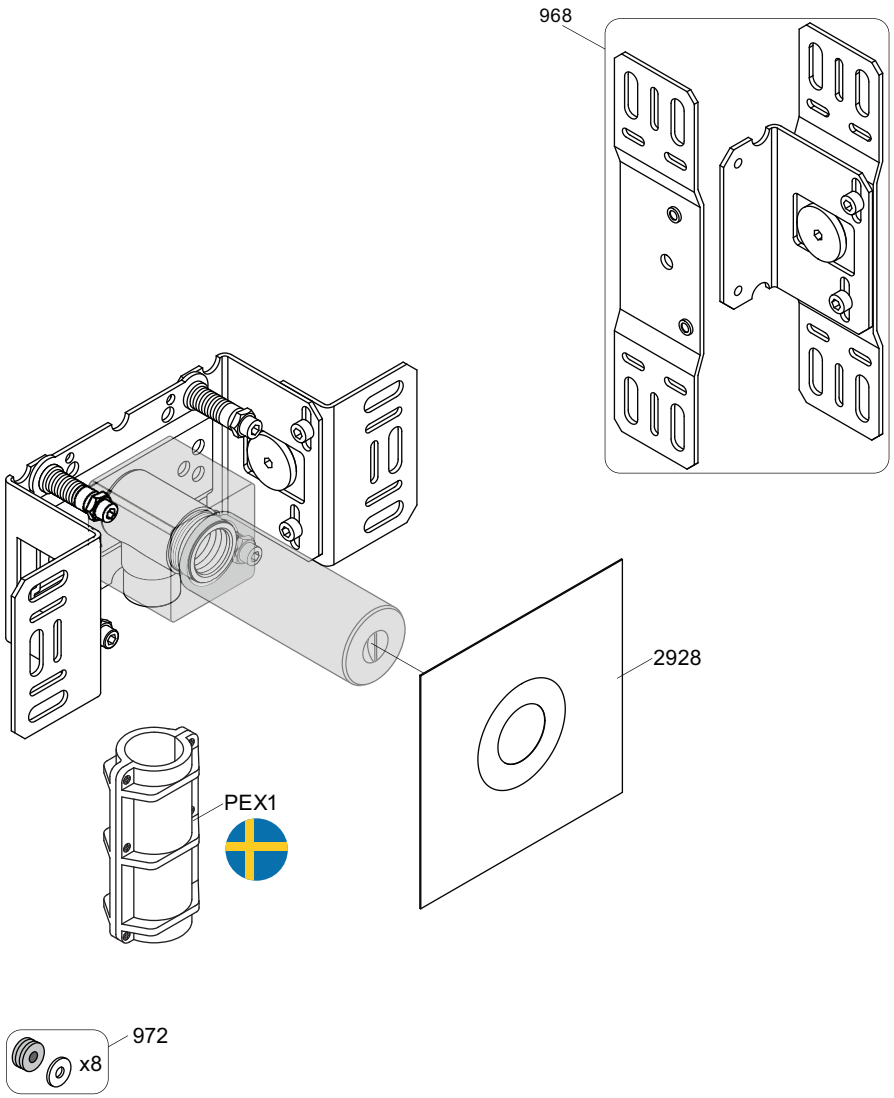

vola
Lunavej 2
DK-8700 Horsens
Tlf : + 45 7023 5500
sales@vola.com
www.vola.com

VOLA 200M

Date	May. 22
Rev.	3
Sheet	SB 2.3

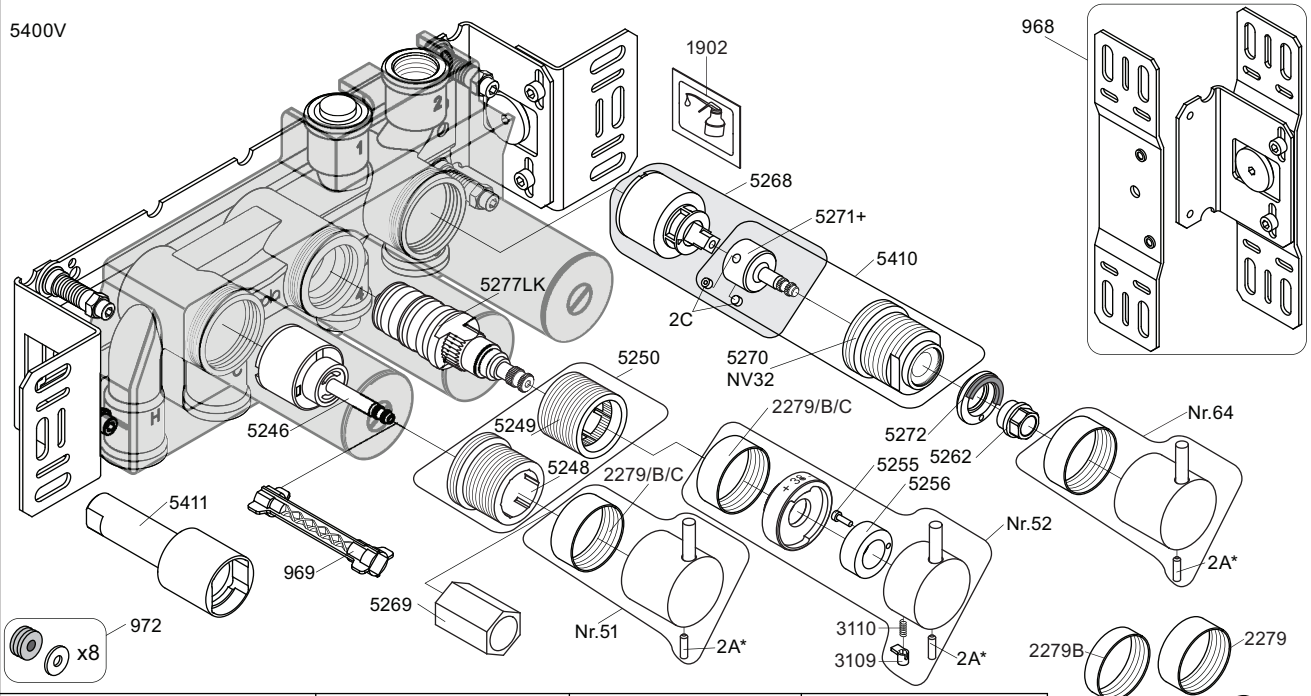

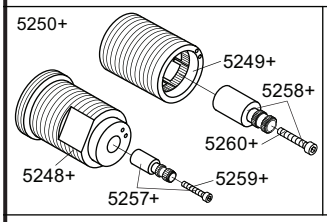

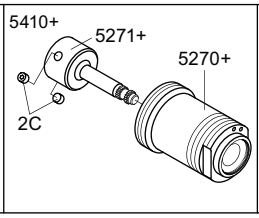

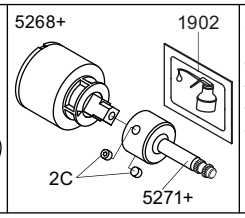

2A* Color

VR2A-Steel:	Standard
VR2A-F60:	F17-F27-F60
VR2A-F63:	F63-F64
VR2A-F65:	F19-F65-F70

NR51:	VR5251, VR2279+B+C, VR2A
NR52:	VR2A, VR5252, VR5253, VR5255, VR5256, VR2279+B+C, VR3113, VR2A
NR64:	VR5251, VR2279+B+C, VR2A
VR3113:	VR3109, VR3110, VR5255
VR5250+:	VR5248+, VR5249+, VR5257, VR5258, VR5259, VR5260
VR5257+:	VR5257+, VR5259+
VR5258+:	VR5258+, VR5260+
VR5268+:	2xVR2C, VR1902, VR5268, VR5271+
VR5410+:	2xVR2C, VR5270+, VR5271+

5400V
5600V

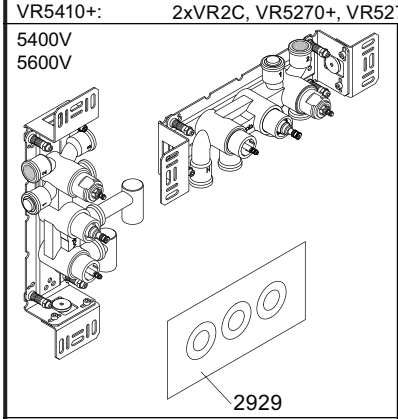

5400NV
5400TV

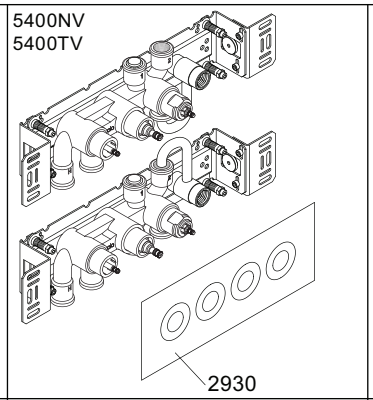

5400FV
5400RV

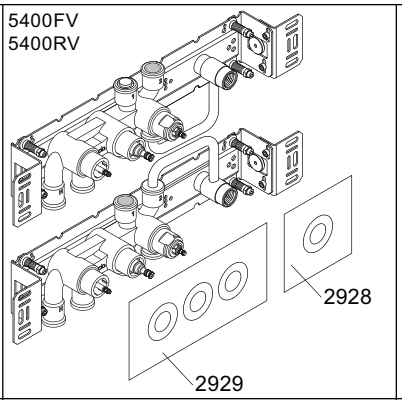

5400DV

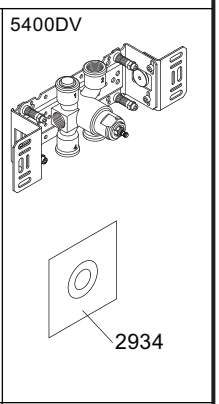

5003B	5004B	5004L	
3x2001	3x2001, 001	3x2001, 001	2001

vola
Lunavej 2
DK-8700 Horsens
Tlf : + 45 7023 5500
sales@vola.com
www.vola.com

VOLA 5400V

5400FV, 5400NV
5400RV, 5400TV
5600V

Date
May 22

Rev.
5

Sheet
SB 10.54